

RETAIL MARKET AT A GLANCE

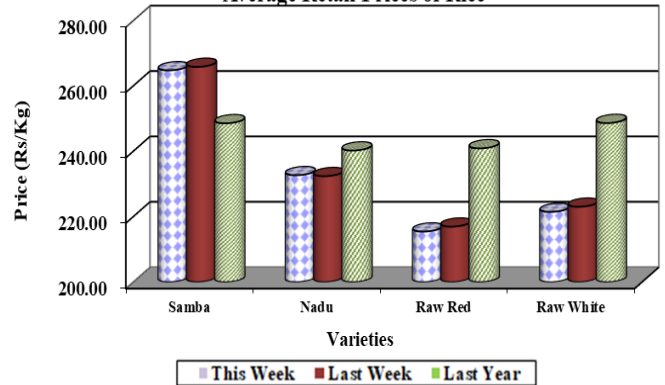
Summary

Rice

A decrease was reported in the prices of all rice varieties except imported ponni samba, while a slight increase was reported in the price of imported ponni samba. The fact that the harvest season in Maha had started had led to this price decrease. However, the price of kiri samba rice was reported to have increased by about 36% compared to the previous year, while the prices of red and white raw rice were reported to have decreased by about 11%.

(Page No.01-02)

Average Retail Prices of Rice



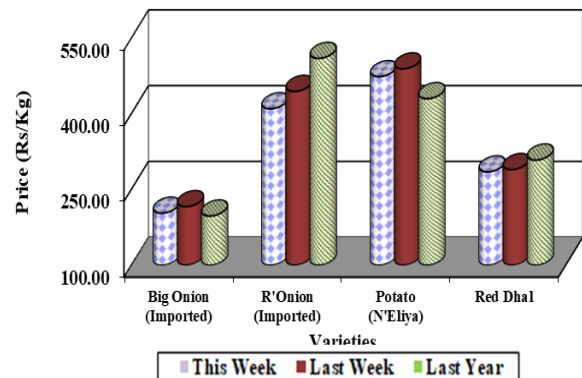
Other Field Crops

With the availability of sufficient imported stocks, the prices of both imported red and big onions decreased, with the highest price decrease being recorded at about Rs. 34.00/kg for imported red onions, while the price of imported big onions decreased by about Rs. 13.00/kg.

Red and white cowpea prices recorded a significant decline of Rs.24.00 and Rs.32.00 per kg, while red lentils also recorded a decline of Rs. 5.00 per kg. However, green gram prices recorded an increase of Rs. 5.00 per kg. The decline in demand due to the high price level in the market for these varieties had led to this decline, while white and red cowpea prices recorded an increase of about 32% compared to the previous year.

(Page No.02-03)

Average Retail Prices of Other Field Crops

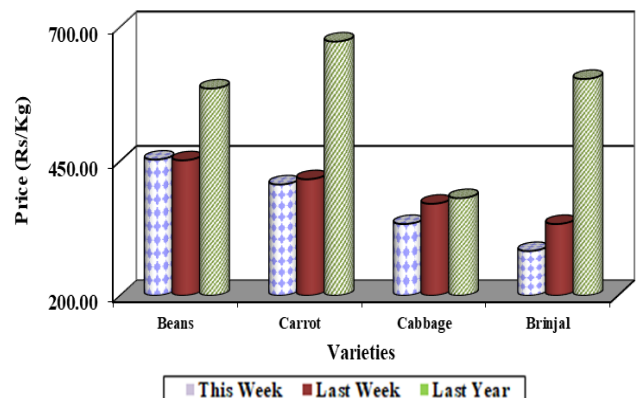


Vegetables

With the commencement of supply of Maha season harvest to the market, there was an adequate market supply of both upcountry and low-country varieties, and a decline in the prices of all vegetables was recorded, with the highest decline being recorded for beetroot, tomatoes and capsicum.

(Page No.03-05)

Average Retail Prices of Vegetables



Fruits / Coconut

Due to the lack of sufficient market supply, prices of all other fruit varieties except seeni, ambul (banana) and avocado were reported to have increased, and the maximum price increase was reported for karthakolomban mango among the local fruit varieties.

Prices of coconuts of both small and large varieties increased by about Rs. 2.00 /nut, however, these prices are about 20% lower compared to the previous year.

(Page No.05-06)

Rice

Wholesale

Price of the most local rice varieties have decreased due to availability of sufficient stocks at the market. Especially highest price increase of 6% recorded for keeri samba and price ranged Rs.310.00-340.00/kg. Also, nadu grade I, II and raw white have decreased by 4%.

Compared to same period of last year, the highest price increase of 25% recorded for keeri samba while the highest price decrease was recorded for raw white with 11%.

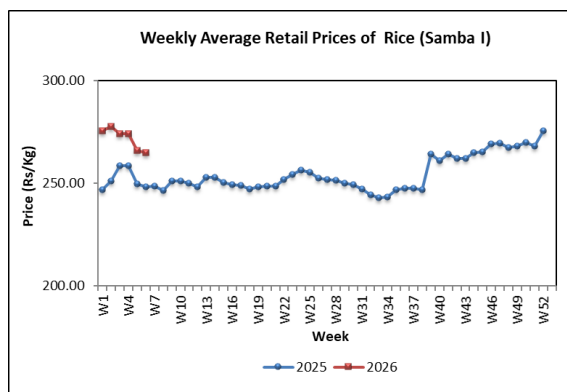
Retail

Price of imported samba has increased. Prices of local samba, local keeri samba and local raw red and local white have decreased. There is no significant change in the retail price of local nadu. The highest price decreased of Rs.5.00/kg was recorded for local keeri samba.

Compared to the same period of the last year the highest price increase of 36% was recorded for local keeri samba while the highest price decreased of 11% was recorded for local raw white.

Paddy

The average farmgate prices of all the major paddy varieties have decreased considerably due to the commencement of paddy harvesting of 2025/26 Maha season and it will expected that prices have decrease further due to the peak harvesting in coming weeks. According, the average price of short grain (samba) paddy has decreased by Rs.7.00-19.00/kg in major producing areas. Subsequently, price decline of Rs.1.00-13.00/kg was also recorded for keeri samba paddy. The farmgate prices for short grain and keeri samba paddy have ranged between Rs.110.00-141.00/kg and Rs.145.00-160.00/kg respectively, Likewise, the average prices of long grain white paddy also decreased by Rs.1.00-14.00/kg and its prices have ranged Rs.90.00-120.00/kg. However, the average farmgate price of long grain red paddy has increased by RS.2.00/kg in Matara and Embilipitiya areas while has decreased by Rs.2.00/kg in Hambantota area. The prices for long grain red paddy have ranged Rs.100.00-



112.00/kg in major producing areas in southern province.

Compared to the same period of last year, the average price of short grain and keeri samba paddy have increased by Rs.1.00-9.00/kg and Rs.16.00-36.00/kg respectively. However, the average price of long grain white and red paddy have decreased by Rs.6.00-17.00/kg.

Dried Chillies

Wholesale

The price of imported dried chillies has increased by 2% and price ranged Rs.750.00-900.00/kg.

Compared to same period of last year, current whole sale price of imported dried chillies has increased by 45%.

Retail

Price of imported dried chillies has increased by Rs.2.00/kg and price ranged Rs.900.00-1300.00/kg.

Compared to the same period of the last year, current retail price of imported dried chillies has increased by 22%.

Onion

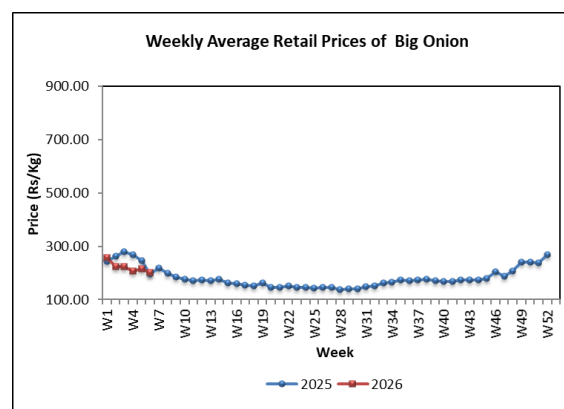
Wholesale

Price of imported red onion has not changed significantly and price ranged Rs.190.00-220.00/kg. price of imported big onion has decreased by 18% due to availability of sufficient stocks and price ranged Rs.110.00-150.00/kg.

Compared to same period of last year current wholesale price of imported red onion has decreased by 42% while imported big onion have increased by 3%.

Retail

Prices of imported red onions and imported big onions have decreased by Rs.34.00/kg and Rs.13.00/kg respectively.



Compared to the same period of the last year highest price decreased of 20% was recorded for imported red onions and highest price increase of 3% was recorded for imported big onions.

Potato

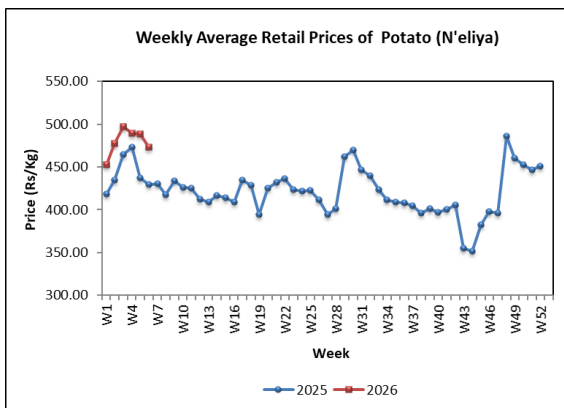
Wholesale

The Price of Welimada, Nuwara Eliya , and imported potato have decreased in the range of 7%-136% due to availability of sufficient stocks and price ranged Rs.280.00-350.00/kg, Rs.320.00-400.00/kg and Rs.105.00-250.00/kg.

Compared to same period of last year, current wholesale price of Nuwara Eliya potato has increased by 21% while imported potato has decreased by 12%.

Retail

The prices of Nuwara Eliya and imported potatoes have decreased. The highest price decreased of Rs.15.00/kg was recorded for Nuwara Eliya potatoes.



Compared to the same period of the last year, highest price increase of 10% was recorded for Nuwara-Eliya potatoes and highest price decreased of 5% was recorded for imported potatoes.

Pulses

Wholesale

Price of white cowpea, red cowpea and red dhal have decreased in the range of 2%-4% and price ranged Rs.700.00-800.00/kg and Rs.220.00-235.00/kg. The price of green gram has not changed significantly and price ranged Rs.600.00-660.00/kg.

Compared to same period of last year, the highest price increase of 33% was recorded for red cowpea and while the highest price decrease of 15% recorded for red dhal.

Retail

Prices of all types of pulses varieties expect for green gram have decreased. The highest price decreased of Rs.32.00/kg was recorded for red cowpea.

Compared to the same period of the last year, highest price increase of 33% was recorded for white cowpea and highest price decreased of 8% was recorded for red dhal.

Vegetables

Wholesale

Prices of most of both up country and low country vegetable varieties have

decreased, with increased supply from all major producing areas.

Among the upcountry vegetable varieties, the highest price decrease of 44% reported for tomato, with increased supply from Sooriyawewa, Balangoda, Hanguranketha and Bandarawela areas. Similarly, prices of leek have also decreased by 32%, due to increase supply from Nuwara Eliya and Welimada. In addition, prices of Beetroot have also decreased by 32%, due to high supply from Jaffna and Puttalam. Prices of other upcountry vegetables have decreased in the range of 11% - 26%.

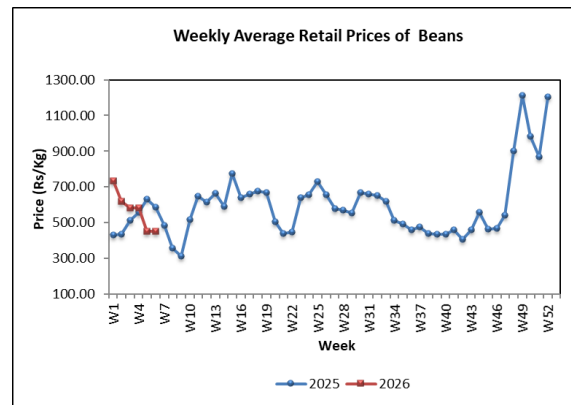
Considering the low-country vegetables, the highest price decrease was reported for snake gourd as 28%, due to increased supply from Balangoda, Embilipitiya, Hambanthota, and Beruwela areas. In addition, prices of lady fingers and cucumber have also decreased by 20% and 22% respectively, with increased supply from Embilipitiya, Balangoda, Hambanthota, Kurunegala and Beruwela. While the prices of capsicum have decreased by 20%, with increased supply of maha crops from Jaffna and Puttalam. Prices of other low country vegetables have decreased in the range of 4%-16%. However, prices of long beans have increased by 25%, with decrease supply from Embilipitiya and Tissamaharama.

Due to high supply price of green chili and lime has decreased further by 30% and 33% respectively.

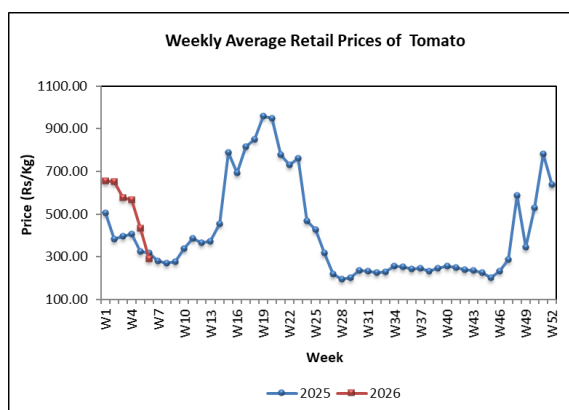
Compared to the same period of last year, the prices of all the vegetables have decreased, with the highest price decrease of 74% reported for cucumber.

Retail

Retail prices of most of the vegetable varieties decreased. Considering the up-country vegetables, the highest price decrease was reported for beetroot at Rs.151.00/kg.



Considering low-country vegetable varieties, the highest price decrease was reported for tomato at Rs.144.00/kg. While capsicum decreased by Rs.132.00/kg. While ladies finger has decreased by Rs.82.00/kg.



Compared to the same period last year, prices of most varieties have decreased, with a notable 53% decrease reported for brinjal.

Coconut Wholesale

Supplies of coconut have decreased, from major producing areas. Prices of both large and small nuts have increased by 6% and 7% respectively. Price ranges were Rs.160.00-170.00 for a large nut and Rs.140.00-150.00 for a small nut.

Compared to the same period of last year, the current wholesale prices of both large and nuts have decreased by 21%.

Retail

Prices of both large and small nuts increased by around Rs.2.00/nut and Rs.1.00/nut respectively. The price ranges were Rs.170.00 - 200.00 for a large nut and Rs.150.00-170.00 for a small nut.

Compared to the same period of last year, the current retail prices of large and small nuts have increased by 18% and 20% respectively.

Fruits Wholesale

Prices of all of the fruit varieties except ambul banana and avocado have increased due to limited supply to the market. The highest price increase of 25% was reported for slime apple. The price of karthakolomban mangoes has increased by 24% due to low supply as the harvesting season ends. Furthermore, the price of papaw has increased by 13%, while passion fruit and wood apple prices have each risen by 11% due to limited supply. However, price of avocado has decreased by 25% due to sufficient supply from harvesting areas.

Compared to the same period of last year, current prices of most of the fruit varieties have increased and the highest price increase of 120% was noted for papaw.

Retail

Retail prices of most of the fruit varieties have increased. The highest price increase was reported for karthakolomban mango by Rs.96.00/fruit. Prices of imported grapes and papaw have increased by

Rs.73.00/ kg and Rs.24.00/kg respectively. Also prices of passion fruit and slime apple have increased by Rs.25/fruit and Rs.19/fruit respectively. However, the price of avocado has decreased by Rs.34.00/fruit.

Compared to the same period of last year, prices of most of fruit varieties have increased while the highest price increase of 119% reported for avocado.

Fresh Fish

Wholesale

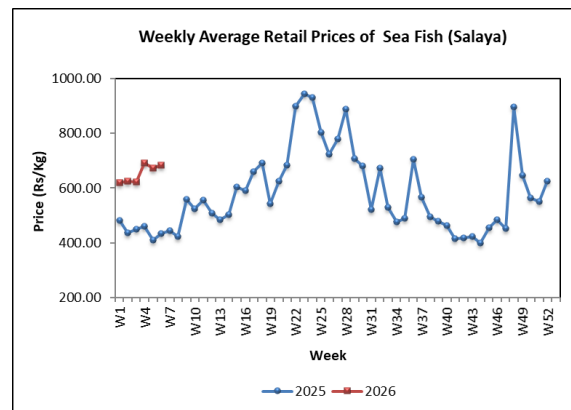
The prices for most fresh fish types have increased in the range of 6% to 16%. The highest price increase was noted for thora as 16%. The second highest price increase was noted for paraw as 14%. Price of salaya has decreased by 9%.

Compared to the same period of last year, current wholesale prices of most of the fresh fish types have increased in the range of 9%-73% and the highest price increase was noted for thora.

Retail

Retail prices of fish other than salaya, balaya, thora and shrimp have decreased during this week. Although the wholesale prices of fish have increased, the retail

prices of most fish have decreased. This is due to the depletion of stocks in refrigerators and the entry of low-quality fish into the market. The maximum price decrease was recorded in the range of Rs.49.00-304.00/kg. The maximum price decrease was recorded for paraw at Rs.304.00/kg. The second and third price decreases were recorded for herring and mora and the prices were Rs.271.00 and Rs.233.00/kg respectively. The maximum price increase was recorded for thora. It was Rs.188.00/kg.



Compared to the same period last year, retail prices of most fish species increased by 17%-113% with the highest price increase recorded at 133% for balaya.

Dried Fish

Wholesale

Prices of most of the local and dried fish types have increased in the range of 1%-108%. The highest price increase of 108%

was noted for imported mora. The second highest price increase of 65% was noted for local anguluwa. Price of local sprats has decreased by 7%.

Compared to the same period of last year, the current wholesale prices of most of the dried fish types have increased and the highest price increase was noted for imported mora.

Retail

Except for local sprats, imported sprats and katta, the retail prices of dried fish species such as salaya, mora, thora, anguluwa, balaya have increased. The maximum price increase was recorded in the range of Rs.5.00-83.00/kg. The maximum price increase was recorded for thora. It was Rs.83.00/kg. The second and third highest price increases were recorded for anguluwa and salaya, which were Rs.27.00/kg and Rs.19.00/kg respectively. The maximum price decrease was recorded for katta, which was Rs.176.00/kg.

Compared to the same period last year, the retail prices of all types of dried fish, except for salaya, have increased by 12%-59%, with the maximum price increase of 59% recorded for maduwa.

Eggs

Wholesale

The prices of brown and white eggs have increased by 4% and 8% respectively. Price range of a brown egg was Rs.32.00-34.00 and the price range of a white egg was Rs.31.00-33.00.

Compared to the same period of last year, current wholesale price of brown eggs have decreased by 3% and white eggs have increased by 3% respectively.

Retail

The price of brown eggs has increased by Rs.1.00/egg and the price range Rs.34.00-37.00/egg. The price of white eggs has also increased by Rs.1.00 and the price range is between Rs.32.00-36.00/egg.

Compared to the same period last year, the retail price of red eggs has decreased by 3% and the retail price of white eggs has decreased by 4%.

Meat

Retail

The retail prices of meat other than skinless boiler chicken and pork have increased. The maximum price increase was recorded for goat meat and it was Rs.114.00/kg. The

price increase for beef was reported to be Rs.83.00/kg. The price increase for skinless curry chicken was reported to be Rs.25.00/kg. Considering the maximum price decrease, pork was reported to be Rs.33.00/kg. Skinless boiler chicken was reported to be Rs. 1.00/kg.

Compared to the same period last year, retail prices of all meats increased by 5%-112%. The highest price increase was recorded at 112% for pork.

NOTE

The Food Commodities Bulletin is a weekly publication containing information relating to wholesale and retail prices of selected food commodities in nine selected markets in and around Colombo and main markets in the major producing areas.

The information is analyzed and presented as prevailing prices, price ranges, averages, and a comparison of weekly prices. The changes in prices reported are always with price prevailed during the previous week unless otherwise stated.

The frequency of collection of wholesale price information is twice a week (i.e., Tuesday and Friday) while with retail prices, it is thrice a week (i.e., Friday, Monday, and Tuesday).

Table 01: Selected Markets: Wholesale Price of Rice (Rs/50kg bag)

Week 06:06 - 12 Feb 2026

LOCATIONS	Rice Varieties													
	Samba 1		Samba 2		Keeri Samba		Nadu 1		Nadu 2		Raw Red		Raw White	
Colombo	12250	12500	12000	12100	15500	17000	10250	10750	10000	10250	9500	10000	9500	10250
Divulapitiya	13100	14150	11650	12700	15500	17150	11350	11400	9750	11000	9200	10500	9250	10400
Kurunegala	-	-	12000	12000	-	-	11350	11350	10250	10400	-	-	9600	9750
Nikaweratiya	-	-	-	-	16750	17250	11200	11450	9600	10000	-	-	9400	9900
Badulla	-	-	-	-	-	-	-	-	-	-	-	-	-	-
Puttalam	13600	13750	13000	13000	16750	17250	11400	11500	10500	10750	10500	10500	10000	10250
Dambulla	13900	14500	12000	12250	-	-	11300	11350	10750	10900	10500	10600	10400	10600
Anuradhapura	14250	14250	11750	12000	17500	17750	11250	11400	-	-	10600	10750	10500	10750
Tambuttegama	14500	14500	11750	12000	-	-	11300	11400	10750	11000	10750	10900	10400	10600
Polonnaruwa	-	-	-	-	-	-	11100	11250	-	-	10800	10900	10800	10900
Kalutara	13500	13500	-	-	17000	17250	11250	11400	10500	10900	9250	10250	10000	10700
Ampara	-	-	12000	12000	-	-	11500	11500	10800	11000	9250	9500	9400	9750
Kandy	12750	13000	12000	12250	16750	17000	11000	11100	10250	10500	10000	10300	10250	10500
Moneragala	-	-	11750	12000	17000	17500	11300	11500	-	-	9000	10000	9500	10000
Kegalle	-	-	-	-	-	-	-	-	-	-	-	-	-	-
Dehiattakandiya	13500	13500	-	-	17000	17000	11250	11250	11000	11200	10000	10750	10000	10750
Hambantota	-	-	-	-	-	-	11250	11250	-	-	8500	8500	9500	9750
Matara	-	-	-	-	-	-	11200	11500	10750	11000	8650	9000	10000	10250
Galle	-	-	-	-	-	-	-	-	-	-	-	-	-	-
Meegoda	-	-	11900	12000	-	-	10500	10700	9750	10400	9250	9500	9750	10250
Tissamaharama	-	-	11950	11950	-	-	11400	11450	-	-	8850	8950	9850	9950
Embilipitiya	-	-	11950	12000	16500	16600	11300	11350	10400	10500	8400	8500	9250	9350
Jaffna	-	-	-	-	-	-	11250	11250	-	-	10250	10250	10500	10600
Vavuniya	-	-	-	-	-	-	10750	10900	-	-	9750	10000	10400	10750
Mannar	-	-	12250	12400	15500	16000	10750	11000	-	-	9900	10000	10000	10500
Killinochchi	-	-	-	-	-	-	11000	11250	-	-	9500	9750	10250	10500
Mullattivu	-	-	12000	12250	-	-	11000	11250	-	-	9750	10300	10750	11000
Batticaloa	-	-	12000	12250	15750	16000	10500	10750	-	-	9500	10000	9750	10000
Trincomalee	-	-	-	-	-	-	-	-	-	-	-	-	-	-
Galenbindunuwew	-	-	-	-	-	-	11250	11400	11050	11100	10750	10900	10400	10900
Matale	-	-	-	-	-	-	11000	11250	9750	10500	9500	10250	9500	10000

09

Table 02: Selected Markets: Retail Price of Rice (Rs/kg)

Week 06:06 - 12 Feb 2026

LOCATIONS	Rice Varieties													
	Samba 1		Samba 2		Keeri Samba		Nadu 1		Nadu 2		Raw Red		Raw White	
Colombo	260.00	280.00	-	-	345.00	380.00	230.00	240.00	-	-	210.00	220.00	210.00	230.00
Gampaha	-	-	238.00	240.00	-	-	230.00	230.00	218.00	225.00	215.00	220.00	200.00	220.00
Kurunegala	-	-	240.00	240.00	-	-	230.00	230.00	220.00	225.00	215.00	220.00	215.00	220.00
Nikaweratiya	-	-	-	-	340.00	350.00	230.00	235.00	200.00	210.00	-	-	195.00	205.00
Dambulla	285.00	290.00	245.00	250.00	355.00	360.00	228.00	230.00	220.00	222.00	215.00	220.00	215.00	220.00
Anuradhapura	290.00	290.00	240.00	245.00	360.00	360.00	230.00	230.00	-	-	218.00	220.00	215.00	220.00
Thambuththegama	300.00	300.00	240.00	250.00	370.00	370.00	230.00	230.00	220.00	227.00	218.00	220.00	215.00	218.00
Polonnaruwa	-	-	240.00	240.00	-	-	230.00	230.00	-	-	220.00	220.00	220.00	220.00
Kaluthara	280.00	280.00	-	-	340.00	350.00	225.00	230.00	215.00	220.00	190.00	215.00	208.00	220.00
Badulla	-	-	-	-	-	-	-	-	-	-	-	-	-	-
Keppetipola	-	-	250.00	260.00	360.00	370.00	225.00	228.00	220.00	223.00	190.00	200.00	200.00	205.00
Moneragala	-	-	240.00	245.00	350.00	360.00	230.00	235.00	-	-	190.00	210.00	200.00	210.00
Kegalle	-	-	-	-	-	-	230.00	230.00	220.00	220.00	220.00	220.00	220.00	220.00
Ampara	-	-	240.00	250.00	-	-	230.00	230.00	220.00	225.00	188.00	220.00	185.00	220.00
Dehiattakandiya	280.00	280.00	-	-	350.00	350.00	230.00	230.00	225.00	225.00	210.00	220.00	205.00	220.00
Nuwaraeliya	-	-	250.00	260.00	360.00	370.00	226.00	230.00	220.00	225.00	196.00	205.00	204.00	206.00
Kandy	270.00	275.00	240.00	245.00	350.00	360.00	228.00	230.00	220.00	222.00	210.00	220.00	215.00	220.00
Puttalam	275.00	280.00	250.00	260.00	350.00	360.00	230.00	230.00	210.00	220.00	220.00	240.00	210.00	220.00
Hambantota	-	-	-	-	-	-	230.00	230.00	-	-	175.00	180.00	200.00	210.00
Rathnapura	270.00	275.00	-	-	365.00	375.00	225.00	230.00	215.00	217.00	200.00	210.00	215.00	220.00
Matara	-	-	250.00	260.00	340.00	350.00	230.00	230.00	220.00	225.00	178.00	190.00	205.00	220.00
Galle	-	-	-	-	-	-	-	-	-	-	-	-	-	-
Tissamaharama	-	-	240.00	240.00	-	-	230.00	230.00	-	-	180.00	185.00	200.00	205.00
Meegoda (DEC)	-	-	240.00	240.00	-	-	225.00	230.00	220.00	220.00	200.00	210.00	210.00	220.00
Embilipitiya	-	-	240.00	240.00	-	-	230.00	230.00	212.00	220.00	174.00	182.00	198.00	205.00
Jaffna	-	-	-	-	-	-	230.00	232.00	-	-	210.00	215.00	220.00	222.00
Vavuniya	-	-	-	-	-	-	230.00	238.00	-	-	205.00	210.00	215.00	220.00
Mannar	-	-	257.00	260.00	340.00	340.00	230.00	235.00	-	-	220.00	220.00	220.00	220.00
Killinochchi	-	-	-	-	-	-	230.00	235.00	-	-	200.00	205.00	215.00	220.00
Mullaittivu	-	-	245.00	250.00	-	-	225.00	230.00	-	-	205.00	210.00	220.00	225.00
Batticaloa	-	-	245.00	252.00	350.00	360.00	230.00	230.00	220.00	220.00	200.00	205.00	205.00	210.00
Trincomalee	-	-	250.00	250.00	-	-	235.00	240.00	-	-	215.00	220.00	215.00	220.00
Hanguranketha	-	-	240.00	240.00	-	-	228.00	230.00	-	-	207.00	215.00	210.00	220.00
Veyangoda	-	-	240.00	240.00	-	-	230.00	230.00	210.00	225.00	220.00	220.00	200.00	220.00
Galenbindunuwewa	-	-	240.00	240.00	-	-	230.00	230.00	225.00	225.00	220.00	220.00	210.00	220.00
Bandarawela	-	-	-	-	355.00	360.00	230.00	230.00	-	-	185.00	195.00	195.00	205.00
Matale	270.00	280.00	-	-	350.00	360.00	225.00	230.00	220.00	222.00	205.00	220.00	205.00	210.00

Table 04: Selected Markets: Wholesale Price of Subsidiary Food (Rs/50kg)

Week 06:06 - 12 Feb 2026

LOCATION	Dried Chillies	Red Onion		Big Onion	Potato			Pulses		
	Imported	Imported	Local		Imported	Welimada	Nuwara Eliya	Green Gram	Cowpea	Red Dhal
Colombo	37500 - 45000	9500 - 11000	-	5500 - 7500	5250 - 12500	14000 - 17500	16000 - 20000	30000 - 33000	35000 - 40000	11000 - 11750
Kurunegala	43500 - 45000	11500 - 12000	-	7250 - 7500	6250 - 6750	-	-	31500 - 32500	39000 - 40000	11500 - 11750
Nikaweratiya	43500 - 44250	11000 - 12000	-	7750 - 8350	6500 - 7250	-	-	-	37000 - 37500	11400 - 11800
Dehiattakandiya	40000 - 45000	12000 - 17000	-	8000 - 8750	6500 - 7750	-	-	29000 - 37500	32500 - 37500	11250 - 11400
Dambulla (DEC)	40500 - 41000	10000 - 11000	-	7250 - 7500	5750 - 6000	-	-	25000 - 27500	29000 - 30000	11400 - 11500
Anuradhapura	42500 - 46500	15000 - 17500	-	7000 - 8500	6500 - 7500	-	-	32500 - 35000	37500 - 45000	11500 - 12000
Thambuththegama	43000 - 44000	11500 - 12500	-	7000 - 8000	6000 - 6500	-	-	26000 - 27500	30000 - 35000	11600 - 12000
Polonnaruwa	40000 - 45000	15000 - 17000	-	7500 - 9000	7000 - 7500	-	19000 - 20000	35000 - 36000	36000 - 38000	12000 - 13000
Kaluthara	43000 - 45000	11500 - 12000	-	7500 - 8000	7000 - 7500	-	-	31500 - 33500	40000 - 42500	12000 - 12500
Puttalam	42000 - 42500	20000 - 21000	10000 - 15000	7000 - 8000	7000 - 7500	-	-	34000 - 35000	42500 - 43000	12000 - 12250
Kandy	40000 - 41000	12500 - 13000	-	6500 - 8000	6250 - 6500	-	17500 - 18000	31000 - 32500	40000 - 42500	11750 - 12000
Matara	45000 - 47500	12000 - 12500	-	7250 - 8500	6500 - 7250	-	-	31500 - 35000	37500 - 40000	12250 - 12800
Hambantota	40000 - 44000	11500 - 12500	-	7500 - 7750	6000 - 7500	-	17500 - 17500	25000 - 30000	40000 - 45000	12000 - 13000
Kegalle	40000 - 42000	14500 - 16000	-	8000 - 8750	7500 - 8000	-	-	30000 - 32000	38000 - 39000	12000 - 13000
Galle	-	-	-	-	-	-	-	-	-	-
Tissamaharama	41500 - 42500	16000 - 16250	-	7000 - 7500	7250 - 7500	-	17250 - 18000	26000 - 27500	-	11500 - 12000
Meegoda (DEC)	43500 - 44500	10000 - 11000	-	7000 - 7500	6000 - 6250	14000 - 15500	-	31000 - 34000	36000 - 41000	11000 - 11500
Jaffna	44000 - 45000	-	-	8000 - 8500	6500 - 7000	-	-	33000 - 33200	-	12000 - 12250
Vavuniya	45000 - 46000	12500 - 13250	-	8500 - 9500	8000 - 8500	-	17500 - 19000	30000 - 32500	27500 - 30000	13000 - 13750
Mannar	40000 - 42500	14000 - 14500	-	9000 - 9000	6000 - 6250	-	-	32500 - 34000	-	11500 - 12250
Killinochchi	42000 - 44000	-	15000 - 16500	8000 - 9000	6250 - 7000	-	-	31500 - 33000	-	12000 - 12500
Mullattivu	42000 - 44000	-	14500 - 15500	8000 - 9000	7000 - 8000	-	-	34000 - 36000	-	12500 - 12750
Batticaloa	37500 - 40000	-	-	7000 - 7500	5500 - 6250	-	17500 - 20000	30000 - 30000	35000 - 35000	11500 - 12000
Trincomalee	-	-	-	-	-	-	-	-	-	-
Galenbindunuwewa	44000 - 47000	15000 - 23000	-	7000 - 8000	7500 - 9500	-	-	31500 - 36500	40000 - 43750	11250 - 13000
Matale	40000 - 41000	13000 - 14000	-	7500 - 8000	6000 - 7000	-	-	28500 - 30000	36000 - 37500	11400 - 11750

Table 05: Selected Markets: Retail Price of Subsidiary Food Crops (Rs/kg)

Week 06:06 - 12 Feb 2026

LOCATIONS	Dried Chillies	Red Onion		Big Onion	Potato			Pulses		
	Imported	Imported	Local		Imported	Welimada	Nuwara Eliya	Green Gram	Cowpea	Red Dhal
Colombo	900.00 - 1300.00	320.00 - 520.00	-	180.00 - 240.00	160.00 - 240.00	-	420.00 - 520.00	700.00 - 1000.00	900.00 - 1200.00	250.00 - 320.00
Gampaha	900.00 - 1000.00	360.00 - 520.00	-	180.00 - 240.00	200.00 - 200.00	-	-	690.00 - 1000.00	740.00 - 880.00	300.00 - 320.00
Kurunegala	950.00 - 1000.00	360.00 - 400.00	-	180.00 - 200.00	190.00 - 200.00	-	-	700.00 - 800.00	880.00 - 900.00	255.00 - 270.00
Nikaweratiya	880.00 - 920.00	-	-	180.00 - 205.00	150.00 - 160.00	-	-	650.00 - 690.00	880.00 - 930.00	240.00 - 260.00
Dambulla	900.00 - 1000.00	360.00 - 400.00	-	180.00 - 200.00	150.00 - 160.00	-	-	800.00 - 900.00	900.00 - 1000.00	260.00 - 270.00
Anuradhapura	900.00 - 1000.00	360.00 - 400.00	-	160.00 - 200.00	160.00 - 200.00	-	480.00 - 520.00	700.00 - 800.00	800.00 - 1000.00	250.00 - 270.00
Thambuththegama	950.00 - 1050.00	320.00 - 350.00	-	160.00 - 220.00	150.00 - 180.00	-	-	750.00 - 800.00	900.00 - 1000.00	248.00 - 255.00
Polonnaruwa	900.00 - 1000.00	340.00 - 360.00	-	170.00 - 200.00	150.00 - 200.00	-	400.00 - 450.00	720.00 - 760.00	740.00 - 800.00	260.00 - 300.00
Kaluthara	940.00 - 1000.00	300.00 - 300.00	-	200.00 - 250.00	180.00 - 200.00	-	-	650.00 - 750.00	840.00 - 900.00	245.00 - 260.00
Badulla	-	-	-	-	-	-	-	-	-	-
Keppetipola	880.00 - 900.00	320.00 - 350.00	-	180.00 - 200.00	160.00 - 170.00	350.00 - 360.00	-	700.00 - 750.00	850.00 - 860.00	270.00 - 280.00
Moneragala	960.00 - 1000.00	340.00 - 400.00	-	180.00 - 200.00	160.00 - 200.00	360.00 - 400.00	-	740.00 - 760.00	800.00 - 900.00	260.00 - 280.00
Kegalle	850.00 - 960.00	300.00 - 400.00	-	200.00 - 240.00	160.00 - 180.00	-	-	650.00 - 760.00	750.00 - 960.00	260.00 - 300.00
Ampara	900.00 - 980.00	280.00 - 320.00	-	165.00 - 170.00	150.00 - 160.00	360.00 - 400.00	-	650.00 - 700.00	800.00 - 850.00	240.00 - 250.00
Dehiattakandiya	850.00 - 1000.00	380.00 - 400.00	-	180.00 - 200.00	160.00 - 180.00	-	-	650.00 - 850.00	750.00 - 800.00	240.00 - 260.00
Nuwaraeliya	940.00 - 960.00	340.00 - 350.00	-	180.00 - 200.00	180.00 - 200.00	-	380.00 - 400.00	740.00 - 760.00	850.00 - 880.00	270.00 - 280.00
Kandy	980.00 - 1000.00	400.00 - 440.00	-	200.00 - 220.00	160.00 - 180.00	-	420.00 - 460.00	700.00 - 850.00	960.00 - 1000.00	280.00 - 300.00
Puttalam	900.00 - 950.00	480.00 - 480.00	400.00 - 480.00	160.00 - 180.00	160.00 - 200.00	-	-	750.00 - 850.00	900.00 - 1000.00	250.00 - 280.00
Rathnapura	870.00 - 1000.00	350.00 - 440.00	-	180.00 - 230.00	200.00 - 260.00	-	-	650.00 - 700.00	820.00 - 920.00	260.00 - 270.00
Hambantota	900.00 - 1000.00	300.00 - 400.00	-	180.00 - 200.00	160.00 - 200.00	-	480.00 - 480.00	600.00 - 700.00	900.00 - 1000.00	260.00 - 280.00
Matara	950.00 - 1000.00	300.00 - 350.00	-	160.00 - 200.00	160.00 - 190.00	-	380.00 - 400.00	650.00 - 800.00	800.00 - 870.00	275.00 - 300.00
Galle	-	-	-	-	-	-	-	-	-	-
Tissamaharama	890.00 - 960.00	340.00 - 360.00	-	180.00 - 190.00	160.00 - 200.00	-	400.00 - 420.00	580.00 - 620.00	-	250.00 - 270.00
Meegoda (DEC)	920.00 - 960.00	360.00 - 400.00	-	160.00 - 200.00	160.00 - 170.00	-	400.00 - 440.00	720.00 - 800.00	960.00 - 1040.00	260.00 - 290.00
Embilipitiya	940.00 - 1000.00	300.00 - 320.00	-	170.00 - 180.00	150.00 - 180.00	-	470.00 - 480.00	700.00 - 750.00	850.00 - 900.00	250.00 - 300.00
Jaffna	940.00 - 950.00	-	-	180.00 - 190.00	150.00 - 160.00	-	-	670.00 - 690.00	-	260.00 - 260.00
Vavuniya	950.00 - 980.00	300.00 - 340.00	-	200.00 - 240.00	200.00 - 220.00	-	380.00 - 400.00	700.00 - 750.00	700.00 - 750.00	275.00 - 285.00
Mannar	950.00 - 960.00	-	-	200.00 - 200.00	240.00 - 240.00	-	-	700.00 - 720.00	-	250.00 - 260.00
Killinochchi	900.00 - 950.00	-	340.00 - 360.00	190.00 - 210.00	150.00 - 170.00	-	-	680.00 - 720.00	-	255.00 - 265.00
Mullaittivu	860.00 - 900.00	-	300.00 - 320.00	-	150.00 - 170.00	-	-	700.00 - 740.00	-	255.00 - 260.00
Batticaloa	800.00 - 850.00	-	-	200.00 - 230.00	200.00 - 220.00	-	500.00 - 550.00	680.00 - 700.00	800.00 - 850.00	260.00 - 270.00
Trincomalee	940.00 - 980.00	290.00 - 300.00	300.00 - 330.00	200.00 - 220.00	180.00 - 190.00	-	-	700.00 - 740.00	1000.00 - 1050.00	265.00 - 270.00
Hanguranketha	940.00 - 1000.00	330.00 - 330.00	-	180.00 - 210.00	150.00 - 170.00	-	-	720.00 - 760.00	790.00 - 900.00	245.00 - 260.00
Veyangoda	900.00 - 1000.00	360.00 - 440.00	-	200.00 - 240.00	180.00 - 240.00	400.00 - 440.00	-	720.00 - 1000.00	800.00 - 1000.00	260.00 - 300.00
Galenbindunuwewa	900.00 - 960.00	320.00 - 480.00	-	160.00 - 240.00	170.00 - 210.00	-	-	650.00 - 750.00	825.00 - 900.00	240.00 - 270.00
Bandarawela	900.00 - 950.00	340.00 - 380.00	-	180.00 - 200.00	160.00 - 180.00	340.00 - 380.00	-	660.00 - 750.00	850.00 - 950.00	250.00 - 270.00
Matale	880.00 - 950.00	320.00 - 400.00	-	180.00 - 200.00	160.00 - 200.00	-	-	680.00 - 800.00	800.00 - 880.00	245.00 - 255.00

Table 06: Selected Markets: Wholesale Price of Vegetables(Rs/kg)

Week 06:06 - 12 Feb 2026

Locations	Butter Beans	Green Beans	Carrot	Leeks	Beetroot	Knolkhol
Colombo	-	250.00 - 500.00	220.00 - 280.00	180.00 - 250.00	150.00 - 450.00	100.00 - 150.00
Meegoda (DEC)	-	250.00 - 450.00	280.00 - 320.00	240.00 - 260.00	140.00 - 200.00	120.00 - 140.00
Dambulla (DEC)	-	250.00 - 350.00	200.00 - 300.00	250.00 - 300.00	130.00 - 170.00	80.00 - 120.00
Keppetipola (DEC)	-	320.00 - 350.00	100.00 - 120.00	220.00 - 250.00	180.00 - 220.00	130.00 - 150.00
Norochchole (DEC)	-	400.00 - 450.00	460.00 - 500.00	450.00 - 480.00	240.00 - 260.00	200.00 - 220.00
Nuwara Eliya	-	330.00 - 360.00	300.00 - 310.00	250.00 - 260.00	180.00 - 190.00	180.00 - 200.00
Kandy	-	350.00 - 400.00	250.00 - 270.00	220.00 - 230.00	160.00 - 180.00	120.00 - 130.00
Hambantota	-	-	-	-	-	-
Thambuththegama (DEC)	-	350.00 - 400.00	280.00 - 330.00	230.00 - 260.00	160.00 - 180.00	-
Jaffna	-	-	-	-	-	-
Bandarawela	-	320.00 - 350.00	200.00 - 250.00	230.00 - 250.00	200.00 - 220.00	150.00 - 160.00
Veyangoda	-	380.00 - 420.00	220.00 - 260.00	240.00 - 280.00	160.00 - 200.00	100.00 - 130.00

Locations	Raddish	Cabbage	Tomato	Ladies Fingers	Brinjal	Capsicum
Colombo	30.00 - 60.00	150.00 - 230.00	100.00 - 150.00	80.00 - 120.00	100.00 - 150.00	550.00 - 650.00
Meegoda (DEC)	70.00 - 100.00	130.00 - 190.00	130.00 - 150.00	140.00 - 180.00	130.00 - 180.00	550.00 - 600.00
Moneragala	70.00 - 100.00	220.00 - 250.00	150.00 - 200.00	150.00 - 160.00	110.00 - 120.00	600.00 - 700.00
Dambulla (DEC)	25.00 - 35.00	130.00 - 170.00	100.00 - 130.00	130.00 - 150.00	110.00 - 150.00	450.00 - 600.00
Keppetipola (DEC)	25.00 - 35.00	80.00 - 100.00	120.00 - 150.00	130.00 - 140.00	120.00 - 150.00	450.00 - 500.00
Norochchole (DEC)	40.00 - 60.00	200.00 - 240.00	180.00 - 200.00	200.00 - 220.00	200.00 - 250.00	650.00 - 700.00
Nuwara Eliya	50.00 - 70.00	170.00 - 190.00	140.00 - 170.00	140.00 - 150.00	140.00 - 150.00	550.00 - 580.00
Kandy	50.00 - 60.00	130.00 - 150.00	120.00 - 130.00	140.00 - 150.00	130.00 - 150.00	500.00 - 550.00
Hambantota	80.00 - 150.00	-	100.00 - 120.00	100.00 - 150.00	100.00 - 150.00	600.00 - 600.00
Thambuththegama (DEC)	50.00 - 70.00	160.00 - 200.00	60.00 - 90.00	130.00 - 150.00	110.00 - 140.00	550.00 - 650.00
Tissamaharama	120.00 - 140.00	240.00 - 260.00	100.00 - 120.00	140.00 - 150.00	140.00 - 160.00	580.00 - 600.00
Jaffna	-	-	-	-	-	-
Bandarawela	30.00 - 40.00	90.00 - 120.00	120.00 - 140.00	120.00 - 130.00	110.00 - 140.00	500.00 - 550.00
Veyangoda	60.00 - 100.00	160.00 - 200.00	120.00 - 150.00	180.00 - 200.00	120.00 - 150.00	500.00 - 600.00

Locations	Pumpkin	Cucumber	Bitter Gourd	Snake Gourd	Drumstick	Luffa
Colombo	70.00 - 100.00	30.00 - 40.00	300.00 - 450.00	120.00 - 150.00	-	200.00 - 250.00
Meegoda (DEC)	85.00 - 100.00	40.00 - 60.00	380.00 - 420.00	130.00 - 160.00	-	150.00 - 200.00
Moneragala	120.00 - 130.00	60.00 - 80.00	480.00 - 500.00	150.00 - 200.00	-	250.00 - 300.00
Dambulla (DEC)	80.00 - 90.00	25.00 - 35.00	350.00 - 400.00	100.00 - 130.00	-	130.00 - 150.00
Keppetipola (DEC)	80.00 - 90.00	30.00 - 40.00	350.00 - 380.00	140.00 - 150.00	-	190.00 - 200.00
Norochchole (DEC)	100.00 - 130.00	40.00 - 60.00	480.00 - 520.00	200.00 - 220.00	-	180.00 - 200.00
Nuwara Eliya	90.00 - 100.00	40.00 - 50.00	360.00 - 400.00	150.00 - 160.00	-	200.00 - 220.00
Kandy	80.00 - 90.00	40.00 - 50.00	380.00 - 400.00	130.00 - 150.00	-	200.00 - 220.00
Hambantota	100.00 - 150.00	25.00 - 60.00	300.00 - 400.00	200.00 - 250.00	-	200.00 - 250.00
Thambuththegama (DEC)	70.00 - 85.00	15.00 - 20.00	360.00 - 420.00	140.00 - 160.00	-	180.00 - 220.00
Tissamaharama	120.00 - 140.00	40.00 - 60.00	380.00 - 410.00	140.00 - 160.00	-	280.00 - 300.00
Jaffna	-	-	-	-	-	-
Bandarawela	80.00 - 90.00	30.00 - 35.00	340.00 - 350.00	140.00 - 150.00	-	200.00 - 230.00
Veyangoda	90.00 - 100.00	30.00 - 45.00	420.00 - 480.00	160.00 - 180.00	-	140.00 - 180.00

Table 06 (Contd.)

	Long Beans	Ash Plantain	Green Chillies	Lime	Sweet Potatoe	Manioc
Colombo	80.00 - 180.00	140.00 - 180.00	200.00 - 400.00	80.00 - 120.00	100.00 - 160.00	70.00 - 100.00
Meegoda (DEC)	90.00 - 120.00	160.00 - 190.00	260.00 - 320.00	120.00 - 140.00	100.00 - 120.00	100.00 - 120.00
Moneragala	100.00 - 120.00	80.00 - 100.00	350.00 - 400.00	100.00 - 150.00	160.00 - 180.00	70.00 - 90.00
Dambulla (DEC)	90.00 - 120.00	110.00 - 130.00	200.00 - 300.00	70.00 - 100.00	80.00 - 100.00	80.00 - 100.00
Keppetipola (DEC)	150.00 - 170.00	140.00 - 150.00	180.00 - 200.00	80.00 - 100.00	150.00 - 160.00	90.00 - 100.00
Norochhole (DEC)	100.00 - 130.00	180.00 - 200.00	320.00 - 350.00	100.00 - 120.00	-	120.00 - 150.00
Nuwara Eliya	160.00 - 180.00	150.00 - 160.00	220.00 - 260.00	110.00 - 140.00	160.00 - 170.00	120.00 - 130.00
Kandy	150.00 - 180.00	160.00 - 180.00	250.00 - 300.00	80.00 - 100.00	130.00 - 150.00	120.00 - 130.00
Hambantota	50.00 - 100.00	100.00 - 120.00	400.00 - 450.00	80.00 - 100.00	150.00 - 250.00	150.00 - 180.00
Thambuththegama (DEC)	120.00 - 150.00	130.00 - 160.00	280.00 - 350.00	70.00 - 90.00	120.00 - 140.00	80.00 - 100.00
Tissamaharama	80.00 - 100.00	150.00 - 160.00	380.00 - 400.00	100.00 - 120.00	180.00 - 200.00	160.00 - 180.00
Jaffna	-	-	-	-	-	-
Bandarawela	110.00 - 120.00	150.00 - 160.00	200.00 - 230.00	100.00 - 130.00	140.00 - 160.00	-
Veyangoda	90.00 - 120.00	170.00 - 180.00	270.00 - 300.00	90.00 - 120.00	100.00 - 120.00	100.00 - 110.00

Locations	Leafy Vegetables (Rs/bundle)			Coconut (Rs/nut)	
	Mukunuwenna	Kankun	Gotukola	Large	Small
Colombo	45.00 - 50.00	45.00 - 50.00	260.00 - 300.00	160.00 - 170.00	140.00 - 150.00
Meegoda (DEC)	60.00 - 70.00	60.00 - 70.00	210.00 - 240.00	160.00 - 165.00	150.00 - 155.00
Norochhole (DEC)	40.00 - 40.00	40.00 - 40.00	-	135.00 - 145.00	120.00 - 125.00
Nuwara Eliya	-	-	-	-	-
Dambulla (DEC)	40.00 - 50.00	35.00 - 45.00	200.00 - 250.00	100.00 - 120.00	80.00 - 95.00
Kandy	40.00 - 45.00	45.00 - 50.00	230.00 - 240.00	130.00 - 135.00	80.00 - 90.00
Hambantota	45.00 - 50.00	45.00 - 50.00	-	150.00 - 160.00	120.00 - 130.00
Thambuththegama (DEC)	-	-	-	110.00 - 120.00	80.00 - 90.00
Tissamaharama	35.00 - 40.00	35.00 - 40.00	-	-	-
Jaffna	-	-	-	-	-
Bandarawela	-	-	-	-	-
Veyangoda	-	-	-	-	-

Colombo, Meegoda, Norochhole, Jaffna, Dambulla and Kandy - Gotukola Price Rs/Kg

Table 07: Selected Markets: Retail Price of Vegetables (Rs/kg)

Week 06:06 - 12 Feb 2026

LOCATIONS	Up Country Varieties																
	Butter Beans		Green Beans		Carrot		Leeks		Beetroot		Knol Khol		Raddish		Cabbage		Tomato
Colombo	-	340.00 - 600.00	320.00 - 600.00	300.00 - 580.00	280.00 - 600.00	180.00 - 400.00	120.00 - 320.00	200.00 - 400.00	180.00 - 400.00	120.00 - 320.00	200.00 - 400.00	180.00 - 400.00	120.00 - 320.00	200.00 - 400.00	180.00 - 400.00	120.00 - 320.00	200.00 - 400.00
Gampaha	-	400.00 - 480.00	300.00 - 400.00	320.00 - 400.00	320.00 - 400.00	240.00 - 300.00	120.00 - 200.00	320.00 - 400.00	240.00 - 300.00	120.00 - 200.00	320.00 - 400.00	240.00 - 300.00	120.00 - 200.00	320.00 - 400.00	240.00 - 300.00	120.00 - 200.00	320.00 - 400.00
Kurunegala	-	450.00 - 500.00	450.00 - 480.00	380.00 - 440.00	380.00 - 400.00	200.00 - 240.00	100.00 - 120.00	380.00 - 400.00	200.00 - 240.00	100.00 - 120.00	380.00 - 400.00	200.00 - 240.00	100.00 - 120.00	380.00 - 400.00	200.00 - 240.00	100.00 - 120.00	380.00 - 400.00
Nikaweratiya	-	400.00 - 480.00	480.00 - 540.00	480.00 - 540.00	320.00 - 420.00	200.00 - 320.00	100.00 - 200.00	320.00 - 420.00	200.00 - 320.00	100.00 - 200.00	320.00 - 420.00	200.00 - 320.00	100.00 - 200.00	320.00 - 420.00	200.00 - 320.00	100.00 - 200.00	320.00 - 420.00
Dambulla	-	400.00 - 480.00	440.00 - 460.00	400.00 - 450.00	300.00 - 380.00	280.00 - 300.00	140.00 - 160.00	300.00 - 380.00	280.00 - 300.00	140.00 - 160.00	300.00 - 380.00	280.00 - 300.00	140.00 - 160.00	300.00 - 380.00	280.00 - 300.00	140.00 - 160.00	300.00 - 380.00
Anuradhapura	-	440.00 - 480.00	480.00 - 520.00	480.00 - 520.00	360.00 - 400.00	240.00 - 320.00	140.00 - 200.00	360.00 - 400.00	240.00 - 320.00	140.00 - 200.00	360.00 - 400.00	240.00 - 320.00	140.00 - 200.00	360.00 - 400.00	240.00 - 320.00	140.00 - 200.00	360.00 - 400.00
Thambuththegama	-	560.00 - 650.00	440.00 - 500.00	350.00 - 400.00	240.00 - 300.00	-	100.00 - 150.00	240.00 - 300.00	-	100.00 - 150.00	240.00 - 300.00	-	100.00 - 150.00	240.00 - 300.00	-	100.00 - 150.00	240.00 - 300.00
Polonnaruwa	-	480.00 - 520.00	400.00 - 480.00	380.00 - 450.00	320.00 - 400.00	250.00 - 320.00	140.00 - 240.00	320.00 - 400.00	250.00 - 320.00	140.00 - 240.00	320.00 - 400.00	250.00 - 320.00	140.00 - 240.00	320.00 - 400.00	250.00 - 320.00	140.00 - 240.00	320.00 - 400.00
Kaluthara	-	400.00 - 480.00	300.00 - 400.00	300.00 - 400.00	280.00 - 340.00	240.00 - 300.00	200.00 - 240.00	280.00 - 340.00	240.00 - 300.00	200.00 - 240.00	280.00 - 340.00	240.00 - 300.00	200.00 - 240.00	280.00 - 340.00	240.00 - 300.00	200.00 - 240.00	280.00 - 340.00
Badulla	-	-	-	-	-	-	-	-	-	-	-	-	-	-	-	-	-
Keppetipola	-	380.00 - 420.00	160.00 - 200.00	300.00 - 320.00	260.00 - 300.00	180.00 - 220.00	70.00 - 100.00	300.00 - 320.00	180.00 - 220.00	70.00 - 100.00	300.00 - 320.00	180.00 - 220.00	70.00 - 100.00	300.00 - 320.00	180.00 - 220.00	70.00 - 100.00	300.00 - 320.00
Moneragala	-	420.00 - 480.00	400.00 - 460.00	440.00 - 480.00	240.00 - 300.00	-	120.00 - 160.00	440.00 - 480.00	240.00 - 300.00	-	120.00 - 160.00	440.00 - 480.00	240.00 - 300.00	-	120.00 - 160.00	440.00 - 480.00	240.00 - 300.00
Kegalle	-	440.00 - 480.00	480.00 - 520.00	480.00 - 520.00	360.00 - 400.00	240.00 - 280.00	280.00 - 320.00	480.00 - 520.00	360.00 - 400.00	240.00 - 280.00	280.00 - 320.00	480.00 - 520.00	360.00 - 400.00	240.00 - 280.00	280.00 - 320.00	480.00 - 520.00	360.00 - 400.00
Ampara	-	320.00 - 450.00	320.00 - 420.00	300.00 - 360.00	300.00 - 400.00	200.00 - 300.00	120.00 - 200.00	300.00 - 400.00	200.00 - 300.00	120.00 - 200.00	300.00 - 400.00	200.00 - 300.00	120.00 - 200.00	300.00 - 400.00	200.00 - 300.00	120.00 - 200.00	300.00 - 400.00
Dehiattakandiya	-	400.00 - 480.00	400.00 - 480.00	450.00 - 480.00	300.00 - 320.00	300.00 - 300.00	100.00 - 200.00	450.00 - 480.00	300.00 - 320.00	300.00 - 300.00	100.00 - 200.00	450.00 - 480.00	300.00 - 320.00	300.00 - 300.00	100.00 - 200.00	450.00 - 480.00	300.00 - 320.00
Nuwaraeliya	-	420.00 - 440.00	380.00 - 400.00	340.00 - 360.00	280.00 - 300.00	260.00 - 280.00	150.00 - 160.00	360.00 - 300.00	280.00 - 300.00	260.00 - 280.00	150.00 - 160.00	360.00 - 300.00	280.00 - 300.00	260.00 - 280.00	150.00 - 160.00	360.00 - 300.00	280.00 - 300.00
Kandy	-	500.00 - 550.00	480.00 - 520.00	400.00 - 450.00	260.00 - 280.00	200.00 - 240.00	160.00 - 200.00	480.00 - 520.00	400.00 - 450.00	260.00 - 280.00	200.00 - 240.00	160.00 - 200.00	480.00 - 520.00	400.00 - 450.00	260.00 - 280.00	200.00 - 240.00	160.00 - 200.00
Puttalam	-	480.00 - 520.00	550.00 - 600.00	520.00 - 600.00	400.00 - 500.00	300.00 - 400.00	100.00 - 120.00	600.00 - 520.00	400.00 - 500.00	300.00 - 400.00	100.00 - 120.00	600.00 - 520.00	400.00 - 500.00	300.00 - 400.00	100.00 - 120.00	600.00 - 520.00	400.00 - 500.00
Hambantota	-	500.00 - 600.00	450.00 - 520.00	450.00 - 520.00	300.00 - 400.00	200.00 - 320.00	150.00 - 240.00	520.00 - 520.00	300.00 - 400.00	200.00 - 320.00	150.00 - 240.00	520.00 - 520.00	300.00 - 400.00	200.00 - 320.00	150.00 - 240.00	520.00 - 520.00	300.00 - 400.00
Rathnapura	-	350.00 - 440.00	400.00 - 480.00	360.00 - 450.00	520.00 - 620.00	-	180.00 - 220.00	450.00 - 360.00	520.00 - 620.00	-	180.00 - 220.00	450.00 - 360.00	520.00 - 620.00	-	180.00 - 220.00	450.00 - 360.00	520.00 - 620.00
Matara	-	400.00 - 460.00	380.00 - 400.00	320.00 - 400.00	280.00 - 400.00	200.00 - 240.00	120.00 - 180.00	400.00 - 320.00	280.00 - 400.00	200.00 - 240.00	120.00 - 180.00	400.00 - 320.00	280.00 - 400.00	200.00 - 240.00	120.00 - 180.00	400.00 - 320.00	280.00 - 400.00
Galle	-	-	-	-	-	-	-	-	-	-	-	-	-	-	-	-	-
Tissamaharama	-	480.00 - 500.00	400.00 - 420.00	360.00 - 380.00	280.00 - 300.00	240.00 - 260.00	160.00 - 180.00	380.00 - 400.00	280.00 - 300.00	240.00 - 260.00	160.00 - 180.00	400.00 - 320.00	300.00 - 320.00	160.00 - 180.00	320.00 - 300.00	160.00 - 180.00	320.00 - 300.00
Meegoda (DEC)	-	480.00 - 520.00	400.00 - 480.00	400.00 - 440.00	300.00 - 320.00	300.00 - 360.00	200.00 - 240.00	480.00 - 400.00	300.00 - 320.00	300.00 - 360.00	200.00 - 240.00	480.00 - 400.00	300.00 - 320.00	300.00 - 360.00	200.00 - 240.00	480.00 - 400.00	300.00 - 320.00
Embilipitiya	-	520.00 - 600.00	300.00 - 400.00	300.00 - 400.00	400.00 - 480.00	180.00 - 240.00	80.00 - 100.00	400.00 - 300.00	300.00 - 400.00	400.00 - 480.00	180.00 - 240.00	80.00 - 100.00	400.00 - 300.00	300.00 - 400.00	400.00 - 480.00	180.00 - 240.00	80.00 - 100.00
Jaffna	-	400.00 - 420.00	400.00 - 450.00	400.00 - 420.00	240.00 - 280.00	-	120.00 - 150.00	420.00 - 400.00	400.00 - 450.00	400.00 - 420.00	240.00 - 280.00	-	120.00 - 150.00	420.00 - 400.00	400.00 - 450.00	400.00 - 420.00	240.00 - 280.00
Vavuniya	-	400.00 - 500.00	400.00 - 480.00	400.00 - 450.00	280.00 - 320.00	300.00 - 340.00	180.00 - 220.00	480.00 - 400.00	400.00 - 480.00	400.00 - 450.00	280.00 - 320.00	300.00 - 340.00	180.00 - 220.00	480.00 - 400.00	400.00 - 480.00	400.00 - 450.00	280.00 - 320.00
Mannar	-	400.00 - 480.00	400.00 - 420.00	400.00 - 400.00	380.00 - 400.00	-	280.00 - 300.00	400.00 - 400.00	400.00 - 400.00	380.00 - 400.00	-	280.00 - 300.00	400.00 - 400.00	400.00 - 400.00	380.00 - 400.00	-	280.00 - 300.00
Killinochchi	-	380.00 - 420.00	460.00 - 500.00	380.00 - 420.00	360.00 - 400.00	-	80.00 - 100.00	420.00 - 380.00	380.00 - 420.00	360.00 - 400.00	-	80.00 - 100.00	420.00 - 380.00	380.00 - 420.00	360.00 - 400.00	-	80.00 - 100.00
Mullaittivu	-	400.00 - 450.00	580.00 - 620.00	460.00 - 500.00	380.00 - 450.00	-	190.00 - 220.00	620.00 - 460.00	460.00 - 500.00	380.00 - 450.00	-	190.00 - 220.00	620.00 - 460.00	460.00 - 500.00	380.00 - 450.00	-	190.00 - 220.00
Batticaloa	-	400.00 - 450.00	400.00 - 450.00	400.00 - 400.00	600.00 - 650.00	300.00 - 300.00	200.00 - 220.00	450.00 - 400.00	400.00 - 400.00	600.00 - 650.00	300.00 - 300.00	200.00 - 220.00	450.00 - 400.00	400.00 - 400.00	600.00 - 650.00	300.00 - 300.00	200.00 - 220.00
Trincomalee	-	440.00 - 460.00	480.00 - 520.00	460.00 - 500.00	420.00 - 450.00	340.00 - 350.00	240.00 - 260.00	520.00 - 460.00	420.00 - 450.00	420.00 - 450.00	340.00 - 350.00	240.00 - 260.00	520.00 - 460.00	420.00 - 450.00	420.00 - 450.00	340.00 - 350.00	240.00 - 260.00
Hanguranketha	-	400.00 - 420.00	300.00 - 310.00	300.00 - 320.00	240.00 - 260.00	200.00 - 220.00	80.00 - 100.00	420.00 - 300.00	300.00 - 320.00	240.00 - 260.00	200.00 - 220.00	80.00 - 100.00	420.00 - 300.00	300.00 - 320.00	240.00 - 260.00	200.00 - 220.00	80.00 - 100.00
Veyangoda	-	560.00 - 600.00	320.00 - 400.00	320.00 - 400.00	240.00 - 320.00	240.00 - 280.00	180.00 - 240.00	600.00 - 320.00	320.00 - 400.00	240.00 - 320.00	240.00 - 280.00	180.00 - 240.00	600.00 - 320.00	320.00 - 400.00	240.00 - 320.00	240.00 - 280.00	180.00 - 240.00
Galenbindunuwewa	-	460.00 - 500.00	480.00 - 540.00	480.00 - 560.00	400.00 - 480.00	160.00 - 220.00	160.00 - 220.00	540.00 - 480.00	480.00 - 560.00	400.00 - 480.00	160.00 - 220.00	160.00 - 220.00	540.00 - 480.00	480.00 - 560.00	400.00 - 480.00	160.00 - 220.00	160.00 - 220.00
Bandarawela	-	420.00 - 460.00	300.00 - 360.00	340.00 - 360.00	380.00 - 420.00	240.00 - 260.00	100.00 - 130.00	360.00 - 340.00	380.00 - 420.00	240.00 - 260.00	100.00 - 130.00	360.00 - 340.00	380.00 - 420.00	240.00 - 260.00	100.00 - 130.00	360.00 - 340.00	380.00 - 420.00
Matale	-	480.00 - 560.00	480.00 - 520.00	400.00 - 480.00	360.00 - 400.00	200.00 - 320.00	200.00 - 240.00	520.00 - 480.00	400.00 - 480.00	360.00 - 400.00	200.00 - 320.00	200.00 - 240.00	520.00 - 480.00	400.00 - 480.00	360.00 - 400.00	200.00 - 320.00	200.00 - 240.00

Table 07 (Contd.)

LOCATIONS	Low Country Varieties										
	Ladies Fingers	Brinjal	Capsicum	Pumpkin	Cucumber	Bitter Gourd	Snake Gourd	Drumstick	Luffa	Long Beans	
Colombo	150.00 - 400.00	160.00 - 400.00	600.00 - 1200.00	150.00 - 240.00	70.00 - 240.00	350.00 - 800.00	160.00 - 400.00	-	250.00 - 520.00	180.00 - 400.00	
Gampaha	320.00 - 400.00	240.00 - 320.00	900.00 - 1000.00	200.00 - 240.00	120.00 - 200.00	640.00 - 700.00	240.00 - 360.00	-	400.00 - 480.00	200.00 - 320.00	
Kurunegala	300.00 - 320.00	240.00 - 300.00	850.00 - 900.00	180.00 - 200.00	90.00 - 120.00	650.00 - 700.00	280.00 - 320.00	-	300.00 - 340.00	260.00 - 320.00	
Nikaweratiya	240.00 - 350.00	240.00 - 320.00	720.00 - 820.00	180.00 - 230.00	80.00 - 140.00	520.00 - 620.00	240.00 - 320.00	-	320.00 - 420.00	200.00 - 300.00	
Dambulla	300.00 - 320.00	300.00 - 340.00	800.00 - 900.00	180.00 - 200.00	140.00 - 160.00	620.00 - 660.00	280.00 - 320.00	-	280.00 - 340.00	200.00 - 240.00	
Anuradhapura	240.00 - 320.00	280.00 - 320.00	760.00 - 800.00	160.00 - 200.00	120.00 - 160.00	520.00 - 600.00	240.00 - 280.00	-	360.00 - 400.00	200.00 - 240.00	
Thambuththegama	240.00 - 320.00	220.00 - 300.00	750.00 - 900.00	150.00 - 200.00	80.00 - 100.00	580.00 - 750.00	250.00 - 320.00	-	300.00 - 380.00	220.00 - 280.00	
Polonnaruwa	280.00 - 320.00	280.00 - 320.00	880.00 - 980.00	160.00 - 200.00	140.00 - 200.00	600.00 - 680.00	280.00 - 300.00	-	300.00 - 400.00	240.00 - 280.00	
Kaluthara	200.00 - 320.00	200.00 - 300.00	600.00 - 800.00	150.00 - 240.00	150.00 - 200.00	500.00 - 800.00	300.00 - 400.00	-	300.00 - 320.00	200.00 - 280.00	
Badulla	-	-	-	-	-	-	-	-	-	-	
Keppetipola	200.00 - 230.00	180.00 - 220.00	600.00 - 650.00	140.00 - 150.00	80.00 - 100.00	450.00 - 460.00	220.00 - 250.00	-	280.00 - 300.00	250.00 - 260.00	
Moneragala	240.00 - 300.00	180.00 - 200.00	760.00 - 800.00	160.00 - 200.00	100.00 - 140.00	600.00 - 640.00	240.00 - 280.00	-	360.00 - 400.00	160.00 - 200.00	
Kegalle	360.00 - 400.00	320.00 - 360.00	850.00 - 900.00	180.00 - 240.00	120.00 - 160.00	670.00 - 720.00	320.00 - 360.00	-	240.00 - 280.00	320.00 - 360.00	
Ampara	280.00 - 320.00	180.00 - 260.00	600.00 - 800.00	120.00 - 160.00	100.00 - 150.00	400.00 - 500.00	280.00 - 400.00	-	280.00 - 360.00	240.00 - 320.00	
Dehiattakandiya	300.00 - 300.00	120.00 - 200.00	800.00 - 800.00	160.00 - 200.00	80.00 - 100.00	480.00 - 600.00	150.00 - 200.00	-	240.00 - 300.00	200.00 - 200.00	
Nuwaraeliya	240.00 - 260.00	250.00 - 260.00	680.00 - 700.00	180.00 - 220.00	140.00 - 150.00	480.00 - 500.00	250.00 - 260.00	-	300.00 - 320.00	260.00 - 280.00	
Kandy	200.00 - 240.00	240.00 - 260.00	850.00 - 900.00	160.00 - 180.00	100.00 - 120.00	480.00 - 500.00	200.00 - 240.00	-	260.00 - 300.00	200.00 - 240.00	
Puttalam	300.00 - 320.00	280.00 - 400.00	750.00 - 800.00	260.00 - 300.00	100.00 - 100.00	600.00 - 720.00	280.00 - 320.00	-	280.00 - 320.00	200.00 - 240.00	
Rathnapura	200.00 - 280.00	220.00 - 280.00	1000.00 - 1200.00	120.00 - 200.00	100.00 - 180.00	680.00 - 760.00	280.00 - 350.00	-	420.00 - 520.00	220.00 - 300.00	
Hambantota	200.00 - 240.00	150.00 - 200.00	720.00 - 800.00	160.00 - 240.00	80.00 - 120.00	400.00 - 600.00	300.00 - 400.00	-	320.00 - 400.00	120.00 - 200.00	
Matara	200.00 - 240.00	160.00 - 200.00	800.00 - 1000.00	120.00 - 160.00	80.00 - 100.00	480.00 - 600.00	220.00 - 260.00	-	240.00 - 320.00	140.00 - 200.00	
Galle	-	-	-	-	-	-	-	-	-	-	
Tissamaharama	180.00 - 200.00	200.00 - 220.00	650.00 - 680.00	160.00 - 180.00	80.00 - 100.00	450.00 - 480.00	200.00 - 220.00	-	340.00 - 360.00	120.00 - 140.00	
Meegoda (DEC)	240.00 - 320.00	280.00 - 300.00	800.00 - 900.00	160.00 - 200.00	100.00 - 120.00	600.00 - 720.00	320.00 - 400.00	-	360.00 - 480.00	200.00 - 240.00	
Embilipitiya	200.00 - 240.00	200.00 - 240.00	850.00 - 1000.00	160.00 - 200.00	50.00 - 80.00	520.00 - 600.00	240.00 - 300.00	-	300.00 - 360.00	160.00 - 200.00	
Jaffna	400.00 - 420.00	400.00 - 420.00	600.00 - 650.00	130.00 - 150.00	150.00 - 180.00	520.00 - 560.00	200.00 - 230.00	-	-	380.00 - 420.00	
Vavuniya	350.00 - 380.00	250.00 - 350.00	600.00 - 700.00	150.00 - 180.00	100.00 - 150.00	740.00 - 800.00	250.00 - 300.00	-	300.00 - 400.00	400.00 - 500.00	
Mannar	380.00 - 400.00	400.00 - 430.00	800.00 - 850.00	160.00 - 180.00	200.00 - 240.00	600.00 - 600.00	350.00 - 400.00	-	-	300.00 - 350.00	
Killinochchi	330.00 - 350.00	300.00 - 340.00	800.00 - 840.00	160.00 - 200.00	80.00 - 100.00	560.00 - 600.00	260.00 - 280.00	-	-	300.00 - 340.00	
Mullaittivu	380.00 - 420.00	300.00 - 350.00	760.00 - 800.00	120.00 - 150.00	180.00 - 220.00	580.00 - 620.00	300.00 - 360.00	-	-	300.00 - 350.00	
Batticaloa	340.00 - 400.00	400.00 - 450.00	800.00 - 900.00	160.00 - 200.00	300.00 - 300.00	600.00 - 650.00	300.00 - 320.00	-	350.00 - 400.00	350.00 - 400.00	
Trincomalee	360.00 - 380.00	560.00 - 580.00	850.00 - 900.00	200.00 - 220.00	240.00 - 250.00	640.00 - 660.00	320.00 - 340.00	-	-	520.00 - 550.00	
Hanguranketha	250.00 280.00	250.00 280.00	700.00 750.00	130.00 150.00	100.00 110.00	380.00 420.00	240.00 260.00	-	220.00 260.00	240.00 260.00	
Veyangoda	320.00 - 360.00	240.00 - 280.00	700.00 - 800.00	180.00 - 220.00	160.00 - 200.00	600.00 - 640.00	280.00 - 320.00	-	280.00 - 320.00	200.00 - 240.00	
Galenbindunuwewa	260.00 - 340.00	260.00 - 340.00	700.00 - 1000.00	180.00 - 240.00	120.00 - 180.00	600.00 - 720.00	260.00 - 340.00	-	240.00 - 380.00	200.00 - 380.00	
Bandarawela	220.00 - 240.00	240.00 - 260.00	600.00 - 720.00	160.00 - 170.00	100.00 - 130.00	440.00 - 460.00	260.00 - 300.00	-	300.00 - 340.00	220.00 - 240.00	
Matale	280.00 - 320.00	240.00 - 280.00	800.00 - 880.00	160.00 - 200.00	120.00 - 160.00	700.00 - 800.00	240.00 - 360.00	-	220.00 - 320.00	240.00 - 280.00	

Table 07 (Contd.)

LOCATIONS	Low Country Varieties					Leafy Vegetable			Coconut (Rs/nut)	
	Ash Plantain	Green Chillies	Lime	Sweet Potato	Manioc	Mukunuwenna	Kankun	Gotukola	Large	Small
Colombo	220.00 - 400.00	350.00 - 1000.00	200.00 - 500.00	180.00 - 480.00	150.00 - 250.00	50.00 - 100.00	50.00 - 100.00	160.00 - 360.00	170.00 - 200.00	150.00 - 170.00
Gampaha	240.00 - 340.00	600.00 - 800.00	300.00 - 400.00	320.00 - 350.00	180.00 - 200.00	70.00 - 80.00	70.00 - 80.00	50.00 - 60.00	180.00 - 200.00	100.00 - 140.00
Kurunegala	280.00 - 320.00	480.00 - 560.00	180.00 - 240.00	200.00 - 200.00	160.00 - 170.00	50.00 - 70.00	50.00 - 70.00	50.00 - 70.00	175.00 - 180.00	110.00 - 130.00
Nikaweratiya	200.00 - 280.00	480.00 - 580.00	250.00 - 320.00	160.00 - 240.00	-	50.00 - 60.00	50.00 - 60.00	150.00 - 160.00	150.00 - 170.00	120.00 - 140.00
Dambulla	280.00 - 300.00	600.00 - 700.00	250.00 - 350.00	280.00 - 320.00	180.00 - 200.00	60.00 - 80.00	60.00 - 80.00	60.00 - 80.00	140.00 - 150.00	100.00 - 120.00
Anuradhapura	200.00 - 240.00	500.00 - 600.00	200.00 - 300.00	240.00 - 280.00	180.00 - 200.00	50.00 - 60.00	50.00 - 60.00	50.00 - 60.00	140.00 - 160.00	110.00 - 130.00
Thambuththegama	200.00 - 250.00	500.00 - 600.00	150.00 - 220.00	220.00 - 250.00	150.00 - 180.00	-	-	-	130.00 - 130.00	-
Polonnaruwa	240.00 - 300.00	650.00 - 720.00	200.00 - 300.00	200.00 - 280.00	200.00 - 250.00	50.00 - 50.00	50.00 - 50.00	50.00 - 50.00	140.00 - 150.00	100.00 - 130.00
Kaluthara	200.00 - 320.00	400.00 - 600.00	300.00 - 400.00	300.00 - 340.00	180.00 - 200.00	80.00 - 80.00	80.00 - 100.00	100.00 - 120.00	180.00 - 200.00	150.00 - 160.00
Badulla	-	-	-	-	-	-	-	-	-	-
Keppetipola	200.00 - 220.00	380.00 - 420.00	280.00 - 300.00	180.00 - 200.00	140.00 - 150.00	60.00 - 70.00	60.00 - 70.00	80.00 - 100.00	180.00 - 190.00	150.00 - 170.00
Moneragala	160.00 - 180.00	500.00 - 600.00	200.00 - 240.00	260.00 - 300.00	120.00 - 140.00	50.00 - 60.00	50.00 - 60.00	60.00 - 80.00	140.00 - 160.00	110.00 - 130.00
Kegalle	340.00 - 360.00	650.00 - 700.00	320.00 - 350.00	280.00 - 320.00	160.00 - 200.00	80.00 - 90.00	80.00 - 90.00	50.00 - 50.00	170.00 - 180.00	140.00 - 160.00
Ampara	240.00 - 280.00	400.00 - 600.00	250.00 - 350.00	260.00 - 300.00	140.00 - 160.00	60.00 - 70.00	60.00 - 70.00	70.00 - 80.00	150.00 - 170.00	120.00 - 140.00
Dehiattakandiya	200.00 - 300.00	300.00 - 400.00	150.00 - 200.00	200.00 - 300.00	200.00 - 200.00	50.00 - 50.00	50.00 - 50.00	50.00 - 50.00	120.00 - 130.00	100.00 - 110.00
Nuwaraeliya	250.00 - 260.00	550.00 - 600.00	250.00 - 280.00	260.00 - 280.00	220.00 - 240.00	50.00 - 60.00	50.00 - 60.00	60.00 - 70.00	170.00 - 190.00	140.00 - 150.00
Kandy	260.00 - 280.00	400.00 - 500.00	200.00 - 240.00	240.00 - 260.00	160.00 - 200.00	60.00 - 70.00	60.00 - 70.00	50.00 - 60.00	150.00 - 160.00	100.00 - 120.00
Puttalam	200.00 - 240.00	480.00 - 500.00	100.00 - 200.00	400.00 - 400.00	200.00 - 200.00	50.00 - 60.00	50.00 - 60.00	50.00 - 60.00	170.00 - 180.00	150.00 - 160.00
Rathnapura	220.00 - 280.00	600.00 - 700.00	200.00 - 300.00	250.00 - 350.00	120.00 - 160.00	80.00 - 80.00	80.00 - 80.00	100.00 - 100.00	170.00 - 200.00	130.00 - 160.00
Hambanthota	150.00 - 200.00	500.00 - 600.00	150.00 - 200.00	240.00 - 320.00	200.00 - 240.00	60.00 - 70.00	60.00 - 70.00	80.00 - 100.00	170.00 - 200.00	130.00 - 150.00
Matara	160.00 - 220.00	320.00 - 600.00	200.00 - 250.00	180.00 - 220.00	150.00 - 160.00	50.00 - 60.00	50.00 - 60.00	80.00 - 100.00	190.00 - 220.00	160.00 - 170.00
Galle	-	-	-	-	-	-	-	-	-	-
Tissamaharama	180.00 - 220.00	450.00 - 480.00	150.00 - 180.00	240.00 - 260.00	220.00 - 240.00	45.00 - 50.00	45.00 - 50.00	70.00 - 80.00	170.00 - 190.00	140.00 - 160.00
Meegoda (DEC)	280.00 - 360.00	600.00 - 760.00	240.00 - 320.00	200.00 - 240.00	160.00 - 200.00	80.00 - 100.00	80.00 - 80.00	100.00 - 120.00	180.00 - 190.00	160.00 - 170.00
Embilipitiya	160.00 - 200.00	400.00 - 500.00	200.00 - 250.00	200.00 - 280.00	150.00 - 180.00	70.00 - 80.00	60.00 - 80.00	100.00 - 120.00	140.00 - 170.00	100.00 - 130.00
Jaffna	170.00 - 200.00	300.00 - 320.00	150.00 - 160.00	240.00 - 260.00	180.00 - 200.00	90.00 - 100.00	80.00 - 80.00	80.00 - 80.00	170.00 - 180.00	100.00 - 120.00
Vavuniya	200.00 - 250.00	300.00 - 400.00	100.00 - 200.00	300.00 - 400.00	200.00 - 240.00	50.00 - 60.00	50.00 - 60.00	90.00 - 100.00	160.00 - 180.00	80.00 - 100.00
Mannar	200.00 - 250.00	600.00 - 600.00	300.00 - 350.00	280.00 - 300.00	200.00 - 200.00	80.00 - 85.00	60.00 - 60.00	90.00 - 100.00	140.00 - 140.00	85.00 - 90.00
Killinochchi	200.00 - 230.00	400.00 - 440.00	150.00 - 180.00	230.00 - 250.00	160.00 - 180.00	70.00 - 80.00	50.00 - 60.00	60.00 - 70.00	150.00 - 170.00	100.00 - 120.00
Mullaittivu	150.00 - 180.00	600.00 - 650.00	90.00 - 120.00	280.00 - 320.00	180.00 - 220.00	80.00 - 80.00	60.00 - 60.00	50.00 - 50.00	140.00 - 150.00	75.00 - 80.00
Batticaloa	230.00 - 240.00	650.00 - 700.00	300.00 - 320.00	250.00 - 250.00	150.00 - 160.00	100.00 - 100.00	100.00 - 100.00	100.00 - 100.00	170.00 - 180.00	85.00 - 100.00
Trincomalee	230.00 250.00	600.00 700.00	220.00 250.00	260.00 280.00	180.00 200.00	70.00 75.00	75.00 80.00	50.00 55.00	160.00 170.00	100.00 110.00
Hanguranketha	240.00 - 260.00	480.00 - 520.00	220.00 - 250.00	200.00 - 220.00	-	50.00 - 50.00	50.00 - 50.00	50.00 - 50.00	140.00 - 155.00	-
Veyangoda	240.00 - 320.00	400.00 - 440.00	200.00 - 240.00	200.00 - 240.00	180.00 - 240.00	65.00 - 70.00	65.00 - 70.00	90.00 - 100.00	150.00 - 160.00	130.00 - 140.00
Galenbindunuwewa	160.00 - 180.00	700.00 - 800.00	240.00 - 300.00	200.00 - 240.00	200.00 - 240.00	50.00 - 60.00	50.00 - 60.00	50.00 - 60.00	120.00 - 130.00	100.00 - 115.00
Bandarawela	200.00 - 240.00	380.00 - 420.00	200.00 - 240.00	220.00 - 240.00	160.00 - 170.00	70.00 - 80.00	70.00 - 80.00	80.00 - 100.00	160.00 - 175.00	130.00 - 150.00
Matale	240.00 - 320.00	600.00 - 700.00	200.00 - 240.00	240.00 - 320.00	180.00 - 200.00	80.00 - 90.00	70.00 - 80.00	70.00 - 80.00	150.00 - 170.00	110.00 - 130.00

Table 08: Selected Markets: Retail Price of Fruits (Rs/each & Rs/kg)

Week 06:06 - 12 Feb 2026

18

LOCATIONS	Banana					Pineapple			Mango	
	Ambul (Rs/kg)	Kolikuttu (Rs/kg)	Seeni (Rs/kg)	Anamalu	Ambun	Large	Medium	Small	Betti	Karthakolomban
Colombo	150.00 - 240.00	250.00 - 360.00	150.00 - 250.00	43.00 - 55.00	60.00 - 75.00	480.00 - 550.00	400.00 - 480.00	300.00 - 370.00	-	270.00 - 470.00
Gampaha	180.00 - 200.00	280.00 - 300.00	180.00 - 200.00	-	-	430.00 - 450.00	350.00 - 380.00	-	-	-
Kurunegala	200.00 - 220.00	300.00 - 350.00	200.00 - 220.00	-	72.00 - 80.00	500.00 - 550.00	-	-	-	150.00 - 150.00
Nikaweratiya	240.00 - 270.00	330.00 - 350.00	200.00 - 250.00	-	70.00 - 80.00	450.00 - 550.00	350.00 - 480.00	-	-	-
Dambulla	180.00 - 200.00	320.00 - 340.00	180.00 - 200.00	-	74.00 - 76.00	650.00 - 700.00	500.00 - 550.00	250.00 - 300.00	80.00 - 100.00	150.00 - 160.00
Anuradhapura	200.00 - 260.00	350.00 - 400.00	200.00 - 220.00	30.00 - 38.00	47.00 - 50.00	820.00 - 900.00	680.00 - 750.00	450.00 - 550.00	-	120.00 - 160.00
Thambuththegama	160.00 - 250.00	320.00 - 380.00	150.00 - 200.00	-	-	520.00 - 600.00	380.00 - 450.00	-	-	-
Polonnaruwa	250.00 - 250.00	350.00 - 400.00	180.00 - 200.00	50.00 - 57.00	80.00 - 90.00	550.00 - 600.00	450.00 - 450.00	350.00 - 400.00	-	-
Kaluthara	180.00 - 200.00	350.00 - 380.00	180.00 - 200.00	34.00 - 37.00	43.00 - 46.00	520.00 - 585.00	400.00 - 450.00	320.00 - 360.00	-	-
Badulla	-	-	-	-	-	-	-	-	-	-
Keppetipola	160.00 - 170.00	290.00 - 300.00	170.00 - 180.00	38.00 - 42.00	55.00 - 65.00	500.00 - 550.00	400.00 - 450.00	250.00 - 260.00	-	250.00 - 260.00
Moneragala	140.00 - 160.00	280.00 - 320.00	100.00 - 120.00	20.00 - 22.00	27.00 - 32.00	900.00 - 990.00	750.00 - 825.00	650.00 - 710.00	-	120.00 - 150.00
Kegalle	200.00 - 220.00	320.00 - 350.00	200.00 - 220.00	50.00 - 50.00	70.00 - 70.00	600.00 - 650.00	380.00 - 400.00	150.00 - 170.00	-	-
Ampara	160.00 - 170.00	280.00 - 300.00	140.00 - 140.00	37.00 - 37.00	46.00 - 50.00	500.00 - 550.00	-	-	-	-
Dehiattakandiya	220.00 - 250.00	350.00 - 380.00	180.00 - 200.00	-	50.00 - 60.00	800.00 - 960.00	480.00 - 600.00	350.00 - 350.00	-	-
Nuwaraeliya	190.00 - 200.00	300.00 - 320.00	180.00 - 200.00	44.00 - 46.00	64.00 - 66.00	650.00 - 700.00	480.00 - 520.00	300.00 - 320.00	-	280.00 - 300.00
Kandy	200.00 - 220.00	340.00 - 350.00	180.00 - 200.00	32.00 - 34.00	55.00 - 60.00	650.00 - 700.00	400.00 - 450.00	250.00 - 300.00	-	130.00 - 150.00
Puttalam	140.00 - 200.00	320.00 - 400.00	130.00 - 200.00	24.00 - 28.00	-	400.00 - 430.00	280.00 - 350.00	180.00 - 250.00	-	90.00 - 100.00
Rathnapura	130.00 - 200.00	250.00 - 350.00	100.00 - 150.00	31.00 - 37.00	53.00 - 60.00	560.00 - 672.00	400.00 - 480.00	320.00 - 384.00	-	250.00 - 320.00
Hambantota	130.00 - 150.00	230.00 - 230.00	120.00 - 150.00	30.00 - 30.00	-	560.00 - 600.00	300.00 - 380.00	280.00 - 280.00	-	115.00 - 115.00
Matara	180.00 - 200.00	280.00 - 300.00	140.00 - 150.00	25.00 - 26.00	37.00 - 39.00	650.00 - 720.00	520.00 - 560.00	300.00 - 360.00	-	-
Galle	-	-	-	-	-	-	-	-	-	-
Tissamaharama	160.00 - 170.00	260.00 - 270.00	120.00 - 150.00	-	-	480.00 - 500.00	380.00 - 400.00	300.00 - 330.00	-	-
Meegoda (DEC)	180.00 - 200.00	260.00 - 280.00	180.00 - 200.00	47.00 - 60.00	47.00 - 60.00	680.00 - 730.00	520.00 - 559.00	400.00 - 430.00	-	-
Embilipitiya	100.00 - 120.00	200.00 - 240.00	90.00 - 120.00	25.00 - 35.00	35.00 - 45.00	400.00 - 450.00	300.00 - 350.00	200.00 - 280.00	-	-
Jaffna	120.00 - 130.00	250.00 - 260.00	100.00 - 110.00	-	-	420.00 - 440.00	330.00 - 350.00	240.00 - 260.00	-	320.00 - 350.00
Vavuniya	180.00 - 220.00	300.00 - 350.00	140.00 - 160.00	34.00 - 36.00	34.00 - 36.00	550.00 - 650.00	450.00 - 550.00	350.00 - 450.00	-	-
Mannar	180.00 - 200.00	350.00 - 400.00	130.00 - 150.00	37.00 - 40.00	41.00 - 43.00	580.00 - 600.00	480.00 - 500.00	380.00 - 400.00	-	250.00 - 260.00
Killinochchi	180.00 - 200.00	340.00 - 360.00	140.00 - 160.00	32.00 - 34.00	35.00 - 36.00	420.00 - 440.00	360.00 - 380.00	280.00 - 320.00	-	-
Mullaittivu	140.00 - 160.00	340.00 - 360.00	130.00 - 150.00	28.00 - 32.00	30.00 - 34.00	540.00 - 560.00	450.00 - 480.00	340.00 - 350.00	-	140.00 - 150.00
Batticaloa	150.00 - 160.00	280.00 - 300.00	150.00 - 150.00	35.00 - 36.00	40.00 - 44.00	400.00 - 400.00	340.00 - 350.00	250.00 - 300.00	-	-
Trincomalee	220.00 - 240.00	420.00 - 450.00	170.00 - 180.00	-	-	620.00 - 640.00	480.00 - 520.00	360.00 - 380.00	-	-
Veyangoda	170.00 - 180.00	260.00 - 280.00	140.00 - 160.00	30.00 - 33.00	52.00 - 56.00	600.00 - 680.00	450.00 - 520.00	350.00 - 400.00	-	-
Galenbindunuwewa	150.00 - 190.00	300.00 - 350.00	130.00 - 160.00	-	-	420.00 - 450.00	360.00 - 400.00	320.00 - 340.00	-	-
Bandarawela	160.00 - 180.00	300.00 - 330.00	150.00 - 170.00	28.00 - 30.00	46.00 - 50.00	550.00 - 600.00	460.00 - 500.00	350.00 - 400.00	-	150.00 - 170.00
Matale	180.00 - 200.00	340.00 - 380.00	180.00 - 200.00	32.00 - 36.00	53.00 - 60.00	480.00 - 580.00	350.00 - 380.00	250.00 - 280.00	-	-

Table 08 (Contd.)

LOCATIONS	Mango		Other Fruits							
	Vilad	Kohu	Papaw (Rs/kg)	Passion	Wood Apple	Orange	Avocado	Slime Apple	Grapes (Rs/kg)	King Coconut
Colombo	-	-	450.00 - 600.00	130.00 - 200.00	75.00 - 140.00	50.00 - 100.00	430.00 - 835.00	60.00 - 120.00	2500.00 - 3000.00	160.00 - 200.00
Gampaha	-	-	460.00 - 500.00	-	92.00 - 110.00	100.00 - 120.00	-	58.00 - 83.00	2800.00 - 2800.00	140.00 - 150.00
Kurunegala	-	-	450.00 - 500.00	-	100.00 - 110.00	-	-	67.00 - 67.00	-	150.00 - 170.00
Nikaweratiya	-	-	280.00 - 350.00	40.00 - 60.00	-	120.00 - 150.00	-	-	2300.00 - 2500.00	150.00 - 200.00
Dambulla	100.00 - 120.00	60.00 - 80.00	360.00 - 400.00	65.00 - 70.00	80.00 - 100.00	80.00 - 100.00	350.00 - 450.00	80.00 - 100.00	3000.00 - 3200.00	180.00 - 200.00
Anuradhapura	-	-	400.00 - 450.00	-	70.00 - 100.00	100.00 - 150.00	-	80.00 - 120.00	2500.00 - 2600.00	150.00 - 200.00
Thambuththegama	-	-	380.00 - 440.00	-	-	-	-	-	-	150.00 - 180.00
Polonnaruwa	-	-	400.00 - 450.00	80.00 - 80.00	80.00 - 100.00	50.00 - 50.00	-	-	3000.00 - 3000.00	180.00 - 180.00
Kaluthara	-	-	400.00 - 450.00	-	90.00 - 100.00	-	-	80.00 - 100.00	2800.00 - 3000.00	150.00 - 180.00
Badulla	-	-	-	-	-	-	-	-	-	-
Keppetipola	-	40.00 - 45.00	450.00 - 460.00	80.00 - 100.00	65.00 - 70.00	60.00 - 70.00	-	65.00 - 70.00	2200.00 - 2500.00	180.00 - 200.00
Moneragala	-	-	380.00 - 400.00	-	50.00 - 60.00	60.00 - 70.00	-	50.00 - 60.00	2500.00 - 2600.00	150.00 - 160.00
Kegalle	-	-	500.00 - 520.00	-	100.00 - 120.00	-	-	100.00 - 120.00	2100.00 - 2200.00	160.00 - 180.00
Ampara	-	-	380.00 - 400.00	-	-	80.00 - 90.00	-	-	2200.00 - 2500.00	170.00 - 180.00
Dehiattakandiya	-	-	380.00 - 450.00	-	60.00 - 60.00	80.00 - 100.00	-	-	2700.00 - 2800.00	120.00 - 150.00
Nuwareliya	-	40.00 - 50.00	460.00 - 480.00	110.00 - 120.00	65.00 - 75.00	70.00 - 80.00	-	75.00 - 80.00	1800.00 - 2500.00	190.00 - 200.00
Kandy	-	-	440.00 - 450.00	90.00 - 100.00	90.00 - 100.00	70.00 - 80.00	500.00 - 550.00	70.00 - 80.00	2000.00 - 2500.00	180.00 - 200.00
Puttalam	-	-	320.00 - 400.00	55.00 - 60.00	-	40.00 - 60.00	-	-	2400.00 - 3000.00	150.00 - 150.00
Hambantota	-	-	350.00 - 400.00	120.00 - 120.00	60.00 - 80.00	100.00 - 100.00	375.00 - 375.00	50.00 - 60.00	2500.00 - 2500.00	150.00 - 150.00
Rathnapura	-	-	360.00 - 430.00	-	80.00 - 120.00	-	-	100.00 - 150.00	2000.00 - 2400.00	120.00 - 150.00
Matara	-	-	350.00 - 360.00	110.00 - 130.00	80.00 - 90.00	100.00 - 150.00	-	65.00 - 70.00	2500.00 - 2600.00	170.00 - 180.00
Galle	-	-	-	-	-	-	-	-	-	-
Tissamaharama	-	-	360.00 - 400.00	-	80.00 - 84.00	-	-	68.00 - 70.00	2800.00 - 2900.00	150.00 - 160.00
Meegoda (DEC)	-	-	380.00 - 430.00	-	75.00 - 90.00	-	-	42.00 - 60.00	2300.00 - 2500.00	120.00 - 140.00
Embilipitiya	-	50.00 - 60.00	360.00 - 390.00	20.00 - 25.00	80.00 - 100.00	70.00 - 100.00	-	15.00 - 25.00	3400.00 - 3600.00	160.00 - 180.00
Jaffna	-	-	290.00 - 300.00	90.00 - 100.00	100.00 - 100.00	50.00 - 60.00	700.00 - 800.00	-	2500.00 - 2700.00	200.00 - 220.00
Vavuniya	-	-	280.00 - 320.00	110.00 - 130.00	40.00 - 60.00	-	250.00 - 270.00	-	2300.00 - 2400.00	160.00 - 180.00
Mannar	-	-	380.00 - 400.00	120.00 - 130.00	50.00 - 60.00	45.00 - 50.00	250.00 - 330.00	-	2400.00 - 2500.00	150.00 - 180.00
Killinochchi	-	-	340.00 - 360.00	-	55.00 - 65.00	40.00 - 50.00	-	-	2850.00 - 2950.00	180.00 - 200.00
Mullaittivu	-	-	-	45.00 - 55.00	50.00 - 55.00	-	-	-	2350.00 - 2450.00	150.00 - 160.00
Batticaloa	-	-	240.00 - 250.00	35.00 - 40.00	40.00 - 45.00	45.00 - 50.00	-	-	2400.00 - 2500.00	200.00 - 200.00
Trincomalee	-	-	250.00 - 280.00	50.00 - 55.00	-	-	-	-	2400.00 - 2500.00	180.00 - 190.00
Veyangoda	-	-	360.00 - 380.00	70.00 - 82.00	80.00 - 82.00	55.00 - 60.00	-	-	1800.00 - 2000.00	120.00 - 150.00
Galenbindunuwewa	-	-	350.00 - 400.00	20.00 - 30.00	-	-	-	-	2400.00 - 2600.00	150.00 - 170.00
Bandarawela	60.00 - 60.00	-	360.00 - 400.00	80.00 - 90.00	50.00 - 60.00	80.00 - 90.00	-	60.00 - 70.00	2400.00 - 2600.00	160.00 - 180.00
Matale	-	-	360.00 - 400.00	-	90.00 - 120.00	100.00 - 120.00	-	50.00 - 70.00	2500.00 - 2600.00	140.00 - 160.00

Table 09: Selected Markets: Wholesale Price of Fresh Fish & Eggs (Rs/kg & Rs/egg)

Week 06:06 - 12 Feb 2026

Locations	Sea Fish					
	Salaya	Hurulla	Balaya	Kelawalla	Thora	Paraw
Colombo	300.00 – 500.00	800.00 – 1100.00	800.00 – 950.00	1200.00 – 1600.00	2300.00 – 3600.00	1400.00 – 1700.00
Kandy	550.00 – 600.00	1000.00 – 1100.00	1200.00 – 1400.00	1600.00 – 1700.00	2600.00 – 2700.00	1350.00 – 1500.00
Kaluthara	-	-	900.00 – 1100.00	1400.00 – 1500.00	-	1400.00 – 1500.00
Puttalam	400.00 – 450.00	750.00 – 800.00	800.00 – 850.00	1400.00 – 1700.00	-	1400.00 – 1600.00
Matara	520.00 – 550.00	1000.00 – 1100.00	1000.00 – 1100.00	1600.00 – 1750.00	-	1500.00 – 1600.00
Hambantota	600.00 – 600.00	800.00 – 900.00	1000.00 – 1100.00	1400.00 – 1500.00	3200.00 – 3200.00	1100.00 – 1200.00
Galle	-	-	-	-	-	-
Batticaloa	200.00 – 200.00	-	800.00 – 900.00	1000.00 – 1000.00	-	1000.00 – 1000.00
Trincomalee	-	-	-	-	-	-
Mannar	500.00 – 600.00	-	900.00 – 1000.00	-	-	1200.00 – 1300.00

Locations	Sea Fish				Eggs	
	Mora	Shrimps	Thalapath	Teppeli	Brown	White
Colombo	1300.00 – 1700.00	2300.00 – 3000.00	2000.00 – 2500.00	-	32.00 – 34.00	31.00 – 33.00
Kandy	1500.00 – 1600.00	2700.00 – 2800.00	2300.00 – 2400.00	-	33.00 – 34.00	32.00 – 33.00
Kaluthara	1000.00 – 1200.00	-	1800.00 – 2000.00	-	-	-
Puttalam	1000.00 – 1300.00	1750.00 – 1850.00	1800.00 – 2000.00	-	35.00 – 35.00	33.00 – 34.00
Matara	1150.00 – 1200.00	2800.00 – 2900.00	2000.00 – 2100.00	-	33.00 – 34.00	31.00 – 32.00
Hambantota	800.00 – 1000.00	2400.00 – 2400.00	2400.00 – 2400.00	-	-	31.00 – 32.00
Galle	-	-	-	-	-	-
Batticaloa	700.00 – 700.00	1300.00 – 1400.00	1500.00 – 1600.00	-	32.00 – 32.00	30.00 – 30.00
Trincomalee	-	-	-	-	-	-
Mannar	1550.00 – 1600.00	1350.00 – 1400.00	-	-	34.00 – 35.00	32.00 – 33.00

Table 10: Selected Markets: Wholesale Price of Dried Fish (Rs/50kg)

Week 06:06 - 12 Feb 2026

Locations	Local Dried Fish					
	Sprats	Kattawa	Thora	Mora	Balaya	Anguluwa
Colombo	60000 – 82500	85000 – 95000	115000 – 157500	125000 – 135000	65000 – 75000	100000 – 105000
Kandy	70000 – 75000	92500 – 95000	-	125000 – 130000	65000 – 70000	-
Batticaloa	50000 – 50000	100000 – 112500	-	-	80000 – 90000	-
Trincomalee	-	-	-	-	-	-
Mannar	-	90500 – 110000	-	120000 – 122500	72500 – 75000	77500 – 80000

Locations	Local Dried Fish			Imported Dried Fish		
	Maduwa	Koduwa	Salaya	Sprats	Kattawa	Thora
Colombo	55000 – 92500	-	32500 – 42500	42500 – 47500	80000 – 90000	135000 – 150000
Kandy	-	-	35000 – 40000	42500 – 47500	80000 – 85000	-
Batticaloa	-	-	35000 – 35000	40000 – 40000	-	-
Trincomalee	-	-	-	-	-	-
Mannar	80000 – 82500	-	-	62000 – 65250	-	-

Locations	Imported Dried Fish					
	Mora	Balaya	Anguluwa	Maduwa	Koduwa	Salaya
Colombo	115000 – 125000	-	87500 – 92500	35000 – 42500	-	-
Kandy	-	-	-	-	-	-
Batticaloa	-	-	-	-	-	-
Trincomalee	-	-	-	-	-	-
Mannar	-	-	-	-	-	-

Table 11: Selected Markets: Retail Price of Fresh Fish & Eggs (Rs/kg & Rs/eggs)

Week 06:06 - 12 Feb 2026

21

LOCATIONS	Sea Fish									Eggs	
	Salaya	Hurulla	Balaya	Kelawalla	Thora	Paraw	Mora	Thalapath	Brown	White	
Colombo	600.00 - 800.00	1000.00 - 1500.00	1200.00 - 2000.00	1800.00 - 2800.00	3600.00 - 4400.00	1800.00 - 2600.00	1800.00 - 2400.00	2600.00 - 3400.00	34.00 - 37.00	32.00 - 36.00	
Gampaha	800.00 - 800.00	1000.00 - 1000.00	-	2000.00 - 2000.00	-	2000.00 - 2000.00	-	2800.00 - 2800.00	35.00 - 40.00	34.00 - 36.00	
Kurunegala	750.00 - 800.00	-	-	2100.00 - 2100.00	-	-	-	2700.00 - 2700.00	34.00 - 36.00	32.00 - 34.00	
Nikaweratiya	700.00 - 850.00	-	1200.00 - 1300.00	2600.00 - 2800.00	-	-	-	-	32.00 - 35.00	31.00 - 35.00	
Dambulla	650.00 - 700.00	1200.00 - 1400.00	1200.00 - 1300.00	2200.00 - 2300.00	2600.00 - 2800.00	2000.00 - 2100.00	2000.00 - 2200.00	2900.00 - 3000.00	36.00 - 37.00	33.00 - 35.00	
Anuradhapura	600.00 - 650.00	-	1200.00 - 1300.00	2300.00 - 2400.00	-	1800.00 - 2000.00	1600.00 - 1800.00	2700.00 - 2800.00	34.00 - 35.00	33.00 - 34.00	
Thambuththegama	-	-	-	-	-	-	-	-	34.00 - 36.00	34.00 - 35.00	
Polonnaruwa	700.00 - 700.00	1200.00 - 1250.00	1700.00 - 1800.00	2000.00 - 2000.00	2700.00 - 2800.00	1800.00 - 1800.00	1800.00 - 2000.00	2600.00 - 2600.00	33.00 - 35.00	32.00 - 33.00	
Kaluthara	600.00 - 700.00	-	1500.00 - 2000.00	2400.00 - 2600.00	-	2400.00 - 2400.00	1800.00 - 2000.00	2800.00 - 3000.00	35.00 - 35.00	30.00 - 35.00	
Badulla	-	-	-	-	-	-	-	-	-	-	
Keppetipola	650.00 - 660.00	-	1300.00 - 1400.00	2300.00 - 2400.00	2800.00 - 2800.00	1600.00 - 1700.00	1700.00 - 1800.00	2500.00 - 2600.00	33.00 - 34.00	32.00 - 33.00	
Moneragala	650.00 - 700.00	-	1100.00 - 1200.00	2400.00 - 2600.00	-	-	-	3000.00 - 3200.00	34.00 - 35.00	33.00 - 35.00	
Kegalle	900.00 - 900.00	1300.00 - 1300.00	2000.00 - 2000.00	2800.00 - 2800.00	-	2400.00 - 2400.00	-	3000.00 - 3000.00	37.00 - 38.00	34.00 - 36.00	
Ampara	700.00 - 800.00	1300.00 - 1500.00	1800.00 - 2200.00	2400.00 - 2600.00	-	1800.00 - 2000.00	-	2800.00 - 3000.00	40.00 - 40.00	30.00 - 36.00	
Dehiattakandiya	550.00 - 700.00	1100.00 - 1100.00	1600.00 - 1800.00	2000.00 - 2400.00	-	-	-	-	34.00 - 35.00	33.00 - 34.00	
Nuwaraeliya	680.00 - 700.00	-	1400.00 - 1500.00	2300.00 - 2400.00	3000.00 - 3100.00	1700.00 - 1800.00	1800.00 - 1900.00	2600.00 - 2700.00	33.00 - 34.00	32.00 - 33.00	
Kandy	700.00 - 800.00	1250.00 - 1300.00	1500.00 - 1600.00	2400.00 - 2500.00	3200.00 - 3400.00	1800.00 - 2000.00	1800.00 - 1900.00	2600.00 - 2700.00	36.00 - 37.00	34.00 - 35.00	
Puttalam	500.00 - 600.00	900.00 - 1000.00	850.00 - 900.00	2000.00 - 2400.00	-	2000.00 - 2400.00	1800.00 - 2000.00	2500.00 - 2600.00	36.00 - 36.00	34.00 - 35.00	
Hambantota	700.00 - 800.00	1000.00 - 1200.00	1300.00 - 1400.00	2400.00 - 2400.00	4000.00 - 4000.00	1800.00 - 2000.00	-	3000.00 - 3000.00	-	33.00 - 34.00	
Rathnapura	400.00 - 500.00	-	1200.00 - 1400.00	2100.00 - 2400.00	3300.00 - 3600.00	2300.00 - 2400.00	1600.00 - 1800.00	2400.00 - 2600.00	35.00 - 36.00	32.00 - 34.00	
Matara	650.00 - 700.00	1200.00 - 1300.00	1500.00 - 1600.00	2300.00 - 2400.00	-	2300.00 - 2400.00	1500.00 - 1600.00	2600.00 - 2700.00	35.00 - 36.00	33.00 - 35.00	
Galle	-	-	-	-	-	-	-	-	-	-	
Tissamaharama	600.00 - 600.00	900.00 - 1000.00	1100.00 - 1200.00	-	-	-	-	2400.00 - 2500.00	-	33.00 - 35.00	
Meegoda	700.00 - 700.00	1300.00 - 1300.00	-	2700.00 - 2800.00	-	-	-	3300.00 - 3500.00	35.00 - 36.00	31.00 - 34.00	
Embilipitiya	600.00 - 650.00	1100.00 - 1150.00	1400.00 - 1450.00	2200.00 - 2500.00	-	-	-	2850.00 - 2900.00	32.00 - 34.00	30.00 - 33.00	
Jaffna	600.00 - 650.00	900.00 - 1000.00	1150.00 - 1250.00	-	-	1800.00 - 2200.00	2200.00 - 2500.00	-	34.00 - 34.00	32.00 - 32.00	
Vavuniya	650.00 - 750.00	1200.00 - 1300.00	1400.00 - 1500.00	2400.00 - 2500.00	3100.00 - 3200.00	1500.00 - 1600.00	-	2400.00 - 2500.00	33.00 - 35.00	32.00 - 34.00	
Mannar	550.00 - 600.00	-	1100.00 - 1200.00	-	-	2000.00 - 2400.00	2000.00 - 2300.00	-	37.00 - 39.00	35.00 - 36.00	
Killinochchi	450.00 - 500.00	850.00 - 950.00	1000.00 - 1100.00	-	-	1400.00 - 1500.00	2200.00 - 2400.00	-	34.00 - 35.00	32.00 - 33.00	
Mullaittivu	450.00 - 500.00	950.00 - 1000.00	1200.00 - 1300.00	1850.00 - 1950.00	-	1600.00 - 1650.00	2000.00 - 2200.00	-	32.00 - 35.00	30.00 - 32.00	
Batticaloa	500.00 - 500.00	-	1500.00 - 1500.00	1800.00 - 1900.00	-	1800.00 - 2000.00	-	-	36.00 - 36.00	34.00 - 34.00	
Trincomalee	550.00 - 600.00	1100.00 - 1150.00	1300.00 - 1350.00	2250.00 - 2300.00	-	1750.00 - 1800.00	2000.00 - 2100.00	-	35.00 - 36.00	33.00 - 34.00	
Veyangoda	700.00 - 800.00	1500.00 - 1500.00	-	-	-	-	-	-	37.00 - 38.00	34.00 - 36.00	
Galenbindunuwewa	600.00 - 700.00	-	1000.00 - 2000.00	2200.00 - 2600.00	-	1600.00 - 1700.00	2000.00 - 2100.00	3000.00 - 3000.00	34.00 - 35.00	32.00 - 34.00	
Bandarawela	600.00 - 650.00	-	1600.00 - 1700.00	2400.00 - 2400.00	-	1950.00 - 2000.00	-	2700.00 - 2800.00	35.00 - 36.00	34.00 - 35.00	
Matale	600.00 - 700.00	1200.00 - 1300.00	1100.00 - 1200.00	2500.00 - 2600.00	2600.00 - 2800.00	1600.00 - 1700.00	1700.00 - 1800.00	2600.00 - 2800.00	36.00 - 37.00	34.00 - 35.00	

Table 12: Selected Markets: Retail Price of Dried Fish (Rs/kg)

Week 06:06 - 12 Feb 2026

LOCATIONS	Dried Fish													
	Sprats-Imported		Kattawa		Thora		Mora		Balaya		Anguluwa		Salaya	
Colombo	1000.00	1400.00	1800.00	2800.00	3200.00	3800.00	2800.00	3200.00	1700.00	2200.00	2400.00	3000.00	800.00	1100.00
Gampaha	1200.00	1400.00	2800.00	2800.00	3800.00	3800.00	2900.00	2900.00	-	-	2400.00	2450.00	-	-
Kurunegala	1200.00	1400.00	2200.00	2400.00	-	-	2800.00	2800.00	1500.00	1700.00	2000.00	2200.00	900.00	1000.00
Nikaweratiya	1200.00	1400.00	2200.00	2400.00	-	-	-	-	1500.00	1800.00	2400.00	2600.00	900.00	1200.00
Dambulla	1000.00	1150.00	2400.00	2600.00	-	-	2800.00	3000.00	1500.00	1600.00	2300.00	2400.00	-	-
Anuradhapura	1200.00	1400.00	2400.00	2600.00	-	-	2800.00	3000.00	1600.00	2000.00	2400.00	2600.00	800.00	1000.00
Thambuththegama	1180.00	1300.00	2380.00	2500.00	-	-	2950.00	3300.00	1500.00	1700.00	2400.00	2600.00	1000.00	1200.00
Polonnaruwa	1100.00	1200.00	2000.00	2100.00	-	-	2800.00	3000.00	1500.00	1600.00	2000.00	2200.00	-	-
Kaluthara	1000.00	1280.00	2200.00	2400.00	-	-	2800.00	3000.00	1300.00	1700.00	2400.00	2600.00	1000.00	1000.00
Badulla	-	-	-	-	-	-	-	-	-	-	-	-	-	-
Keppetipola	1000.00	1200.00	2300.00	2400.00	3400.00	3450.00	2800.00	3000.00	1600.00	1700.00	1600.00	1700.00	1000.00	1200.00
Moneragala	1200.00	1400.00	2200.00	2400.00	-	-	2800.00	3000.00	1700.00	1800.00	2400.00	2600.00	800.00	900.00
Kegalle	1120.00	1200.00	2600.00	2600.00	3400.00	3600.00	2700.00	2800.00	1600.00	1800.00	-	-	-	-
Ampara	-	-	2400.00	2600.00	-	-	2400.00	2500.00	1800.00	2000.00	1400.00	1600.00	-	-
Dehiattakandiya	1000.00	1200.00	1800.00	2000.00	-	-	3000.00	3000.00	1600.00	1800.00	1500.00	1800.00	-	-
Nuwaraeliya	1100.00	1200.00	2400.00	2500.00	3400.00	3500.00	2800.00	3000.00	1650.00	1700.00	1700.00	1800.00	1150.00	1250.00
Kandy	1200.00	1400.00	2700.00	2800.00	3500.00	3600.00	2800.00	3000.00	1800.00	2000.00	2200.00	2400.00	1000.00	1200.00
Puttalam	1120.00	1200.00	1500.00	1800.00	-	-	-	-	1600.00	1700.00	1200.00	1500.00	1000.00	1120.00
Hambantota	1200.00	1300.00	2200.00	2400.00	4600.00	4600.00	-	-	2100.00	2400.00	2400.00	2400.00	-	-
Rathnapura	1040.00	1200.00	2200.00	2400.00	3200.00	3600.00	2800.00	2960.00	1680.00	1800.00	2350.00	2400.00	800.00	940.00
Matara	1200.00	1300.00	2200.00	2250.00	-	-	-	-	1600.00	2000.00	2200.00	2250.00	-	-
Galle	-	-	-	-	-	-	-	-	-	-	-	-	-	-
Tissamaharama	1100.00	1300.00	-	-	-	-	2500.00	2700.00	1750.00	1900.00	2400.00	2500.00	-	-
Meegoda	1040.00	1200.00	2000.00	2400.00	-	-	2800.00	3000.00	1800.00	2000.00	2000.00	2400.00	800.00	1000.00
Embilipitiya	1200.00	1400.00	2500.00	2800.00	-	-	2850.00	3000.00	1500.00	1800.00	2600.00	2800.00	1050.00	1200.00
Jaffna	1600.00	1700.00	2600.00	2800.00	3100.00	3250.00	3000.00	3300.00	1800.00	2000.00	1000.00	1200.00	800.00	1200.00
Vavuniya	-	-	1900.00	2000.00	-	-	-	-	1400.00	1500.00	1000.00	1200.00	-	-
Mannar	-	-	2800.00	2800.00	-	-	2800.00	3000.00	1800.00	2000.00	1900.00	1950.00	-	-
Killinochchi	1200.00	1300.00	2300.00	2400.00	-	-	2400.00	2500.00	1200.00	1300.00	1100.00	1200.00	800.00	900.00
Mullaittivu	1200.00	1300.00	2400.00	2500.00	-	-	2750.00	2850.00	1600.00	1750.00	1100.00	1200.00	800.00	900.00
Batticaloa	1200.00	1250.00	2500.00	2800.00	-	-	-	-	2000.00	2000.00	-	-	-	-
Trincomalee	1250.00	1300.00	2300.00	2350.00	-	-	-	-	1400.00	1450.00	1250.00	1300.00	700.00	750.00
Veyangoda	1040.00	1400.00	2200.00	2400.00	-	-	2700.00	2800.00	1600.00	1800.00	2000.00	2200.00	1000.00	1200.00
Galenbindunuwewa	1100.00	1400.00	2500.00	2700.00	3400.00	3500.00	2600.00	2900.00	1800.00	2200.00	2400.00	2700.00	1000.00	1200.00
Bandarawela	1200.00	1400.00	2300.00	2400.00	-	-	2500.00	2700.00	1600.00	1800.00	2000.00	2200.00	900.00	1100.00
Matale	1200.00	1300.00	2600.00	2800.00	-	-	2600.00	2800.00	1600.00	1700.00	2000.00	2200.00	800.00	900.00

Table 13: Selected Markets: Retail Price of Meat (Rs/kg)

Week 06:06 - 12 Feb 2026

LOCATIONS	Meat		Meat (Chicken)		Meat					
	Beef		Broiler	Curry	Mutton	Pork				
Colombo	2700.00	- 3000.00	1100.00	- 1320.00	1150.00	- 1360.00	3800.00	- 4400.00	2700.00	- 2700.00
Gampaha	-		1200.00	- 1280.00	1400.00	- 1400.00	4000.00	- 4000.00	2600.00	- 2600.00
Kurunegala	-		1200.00	- 1300.00	1300.00	- 1300.00	-		2600.00	- 2600.00
Nikaweratiya	2500.00	- 2700.00	1150.00	- 1300.00	-		-		-	
Dambulla	-		1200.00	- 1250.00	1300.00	- 1350.00	-		2600.00	- 2700.00
Anuradhapura	2600.00	- 2700.00	1150.00	- 1250.00	1350.00	- 1400.00	-		2500.00	- 2700.00
Thambuththegama	-		1100.00	- 1250.00	-		-		2400.00	- 2600.00
Polonnaruwa	2400.00	- 2400.00	1350.00	- 1400.00	1500.00	- 1500.00	3500.00	- 3500.00	3000.00	- 3100.00
Kaluthara	2600.00	- 2600.00	1200.00	- 1300.00	1200.00	- 1300.00	-		2600.00	- 2700.00
Badulla	-		-		-		-		-	
Keppetipola	2200.00	- 2200.00	1250.00	- 1260.00	1350.00	- 1360.00	-		-	
Moneragala	2400.00	- 2400.00	1270.00	- 1350.00	1500.00	- 1600.00	-		3000.00	- 3200.00
Kegalle	2500.00	- 2500.00	1250.00	- 1280.00	1130.00	- 1150.00	3600.00	- 3600.00	2600.00	- 3000.00
Ampara	2400.00	- 2600.00	1150.00	- 1300.00	-		-		2800.00	- 3000.00
Dehiattakandiya	-		1250.00	- 1250.00	-		-		2500.00	- 2700.00
Nuwaraeliya	2300.00	- 2400.00	1250.00	- 1260.00	1360.00	- 1380.00	3800.00	- 4000.00	2800.00	- 2900.00
Kandy	2500.00	- 2500.00	1200.00	- 1240.00	1280.00	- 1300.00	3500.00	- 3600.00	2800.00	- 2900.00
Puttalam	2450.00	- 2500.00	1300.00	- 1300.00	1500.00	- 1600.00	4200.00	- 4200.00	-	
Hambantota	-		1200.00	- 1200.00	-		-		-	
Rathnapura	2600.00	- 2600.00	1200.00	- 1280.00	1240.00	- 1320.00	3700.00	- 3700.00	2700.00	- 2700.00
Matara	-		1250.00	- 1300.00	-		-		-	
Galle	-		-		-		-		-	
Tissamaharama	-		1200.00	- 1350.00	-		-		-	
Meegoda	-		1220.00	- 1280.00	1280.00	- 1300.00	-		3000.00	- 3000.00
Embilipitiya	2450.00	- 2500.00	1080.00	- 1200.00	1150.00	- 1250.00	3850.00	- 3900.00	2600.00	- 2800.00
Jaffna	2300.00	- 2400.00	1200.00	- 1300.00	1500.00	- 1600.00	3600.00	- 3700.00	-	
Vavuniya	2100.00	- 2200.00	1340.00	- 1400.00	1500.00	- 1600.00	-		-	
Mannar	2200.00	- 2200.00	1450.00	- 1450.00	1550.00	- 1600.00	-		-	
Killinochchi	2400.00	- 2500.00	1300.00	- 1400.00	1600.00	- 1700.00	3800.00	- 4000.00	-	
Mullaittivu	2200.00	- 2200.00	1400.00	- 1450.00	1550.00	- 1600.00	-		-	
Batticaloa	2200.00	- 2200.00	1450.00	- 1450.00	1600.00	- 1600.00	3900.00	- 4000.00	-	
Trincomalee	2200.00	- 2300.00	1350.00	- 1400.00	1600.00	- 1650.00	3400.00	- 3500.00	-	
Veyangoda	-		1150.00	- 1200.00	-		-		2600.00	- 2600.00
Galenbindunuwewa	2400.00	- 2400.00	1090.00	- 1100.00	1400.00	- 1400.00	3500.00	- 3500.00	-	
Bandarawela	2400.00	- 2500.00	1250.00	- 1300.00	-		3700.00	- 3900.00	-	
Matale	2500.00	- 2600.00	1100.00	- 1180.00	1250.00	- 1300.00	3500.00	- 3600.00	2600.00	- 2700.00

Table 14: Colombo: Wholesale Prices (Rs/kg or Rs/piece)

Week 06:06 - 12 Feb 2026

COMMODITY	Range	Average Price			Change Compared to		COMMODITY	Range	Average Price			Change Compared to	
		This Week	Last Week	Last Year	Last Week (%)	Last Year (%)			This Week	Last Week	Last Year	Last Week (%)	Last Year (%)
Rice							Coconut						
Local							Large	160.00 - 170.00	165.00	155.00	207.78	6.45	-20.59
Samba 1	245.00 - 250.00	247.22	248.33	237.50	-0.45	4.09	Small	140.00 - 150.00	145.00	135.00	184.44	7.41	-21.39
Samba 2	240.00 - 242.00	240.67	240.80	231.50	-0.06	3.96							
Keeri Samba	310.00 - 340.00	324.00	346.00	260.00	-6.36	24.62	Fruits (Rs/fruit)						
Nadu 1	205.00 - 215.00	210.50	218.70	227.00	-3.75	-7.27	Plantain						
Nadu 2	200.00 - 205.00	202.33	211.57	221.25	-4.37	-8.55	Ambul (Rs/kg)	100.00 - 150.00	130.00	137.27	116.00	-5.30	12.07
Raw (Red)	190.00 - 200.00	195.00	201.67	220.00	-3.31	-11.36	Kolikuttu (Rs/kg)	220.00 - 240.00	229.09	225.00	231.00	1.82	-0.83
Raw (White)	190.00 - 205.00	196.50	204.44	217.50	-3.89	-9.66	Seeni (Rs/kg)	100.00 - 150.00	132.73	122.50	119.00	8.35	11.54
Imported							Anamalu	31.00 - 40.00	36.18	35.83	29.10	0.97	24.34
Samba	240.00 - 245.00	242.50	240.00	227.50	1.04	6.59	Ambun	46.00 - 56.00	51.09	50.00	42.60	2.18	19.93
Nadu	-	-	-	-	-	-	Papaw(Rs/kg)	380.00 - 450.00	415.45	368.00	189.00	12.90	119.82
Raw (Red)	-	-	-	-	-	-	Passion Fruit	100.00 - 130.00	116.67	105.00	91.00	11.11	28.21
Raw (White)	-	-	-	-	-	-	Pineapple Large	400.00 - 460.00	435.56	423.75	421.25	2.79	3.40
Dried Chillies							Pineapple Medium	310.00 - 350.00	334.44	325.00	321.25	2.91	4.11
Imported	750.00 - 900.00	835.71	823.33	576.67	1.50	44.92	Pineapple Small	250.00 - 280.00	270.00	262.50	253.75	2.86	6.40
Onion							Mango						
Sinnan	-	-	132.50	200.00	-	-	Betti	-	-	-	-	-	-
Vedalan	-	-	-	-	-	-	Karthakolomban	235.00 - 335.00	265.83	213.75	281.50	24.37	-5.57
Imported	190.00 - 220.00	199.00	201.00	345.00	-1.00	-42.32	Vilad	-	-	-	-	-	-
Big Onion							Kohu	-	-	-	-	-	-
Imported	110.00 - 150.00	133.57	163.33	129.44	-18.22	3.19	Other						
Local	-	-	-	-	-	-	Wood Apple	50.00 - 60.00	57.80	52.20	88.00	10.73	-34.32
Potato							Orange	35.00 - 50.00	39.75	38.11	43.20	4.30	-7.99
Welimada	280.00 - 350.00	317.50	355.00	-	-10.56	-	Avocado	270.00 - 335.00	306.11	407.00	233.33	-24.79	31.19
N'Eliya	320.00 - 400.00	354.29	406.67	293.33	-12.88	20.78	Slime Apple	40.00 - 50.00	43.75	35.00	22.73	25.00	92.50
Imported	105.00 - 250.00	157.22	168.75	179.38	-6.83	-12.35	Grapes (Imp., Rs/kg)	2200.00 - 2250.00	2225.00	2137.50	1816.67	4.09	22.48
Pulses							King Coconut	150.00 - 200.00	172.86	161.25	172.50	7.20	0.21
Green Gram	600.00 - 660.00	632.00	624.17	621.67	1.26	1.66	Sea Fish						
Cowpea (White)	700.00 - 800.00	737.50	750.00	633.33	-1.67	16.45	Salaya	300.00 - 500.00	392.86	433.33	270.77	-9.34	45.09
Cowpea (Red)	700.00 - 800.00	750.00	767.50	562.50	-2.28	33.33	Hurulla	800.00 - 1100.00	950.00	705.00	-	34.75	
Red Dhal	220.00 - 235.00	227.78	236.50	269.29	-3.69	-15.41	Balaya	800.00 - 950.00	875.00	833.33	689.17	5.00	26.96
Vegetable							Kelawalla	1200.00 - 1600.00	1383.33	1316.67	1267.50	5.06	9.14
Beans (Butter)	-	-	-	-	-	-	Thora	2300.00 - 3600.00	2933.33	2533.33	1695.83	15.79	72.97
Beans(Green)	250.00 - 500.00	336.92	267.27	400.00	26.06	-15.77	Paraw	1400.00 - 1700.00	1516.67	1333.33	1054.17	13.75	43.87
Carrot	220.00 - 280.00	255.45	288.18	598.00	-11.36	-57.28	Mora	1300.00 - 1700.00	1466.67	1333.33	932.86	10.00	57.22
Leeks	180.00 - 250.00	208.00	307.27	227.00	-32.31	-8.37	Shrimps	2300.00 - 3000.00	2633.33	2533.33	1916.36	3.95	37.41
Beetroot	150.00 - 450.00	280.00	409.09	358.33	-31.56	-21.86	Thalapath	2000.00 - 2500.00	2250.00	2414.29	1641.67	-6.80	37.06
Knolkhol	100.00 - 150.00	121.00	146.36	215.00	-17.33	-43.72	Eggs						
Raddish	30.00 - 60.00	45.00	60.83	116.00	-26.03	-61.21	Brown	32.00 - 34.00	33.00	31.60	33.88	4.43	-2.58
Cabbage	150.00 - 230.00	186.36	235.83	229.00	-20.98	-18.62	White	31.00 - 33.00	32.20	29.80	31.38	8.05	2.63
Tomato	100.00 - 150.00	119.09	210.91	159.00	-43.53	-25.10	Dried Fish						
Ladies Fingers	80.00 - 120.00	96.36	120.00	214.00	-19.70	-54.97	Sprats	1200.00 - 1650.00	1407.14	1510.00	1080.83	-6.81	30.19
Brinjal	100.00 - 150.00	133.64	139.09	483.00	-3.92	-72.33	Sprats (Imported)	850.00 - 950.00	886.25	892.50	670.83	-0.70	32.11
Capsicum	550.00 - 650.00	605.00	755.00	1000.00	-19.87	-39.50	Kattawa	1700.00 - 1900.00	1766.67	1681.25	1270.91	5.08	39.01
Pumpkin	70.00 - 100.00	81.00	84.17	113.00	-3.76	-28.32	Kattawa (Imported)	1600.00 - 1800.00	1700.00	1681.25	1270.91	1.12	33.76
Cucumber	30.00 - 40.00	35.00	45.00	134.00	-22.22	-73.88	Thora	2300.00 - 3150.00	2807.14	2737.50	-	2.54	
Bitter Gourd	300.00 - 450.00	362.00	430.00	464.00	-15.81	-21.98	Thora (Imported)	2700.00 - 3000.00	2825.00	2241.67	-	26.02	
Snake Gourd	120.00 - 150.00	134.00	185.56	216.00	-27.78	-37.96	Mora	2500.00 - 2700.00	2591.67	2550.00	1770.83	1.63	46.35
Drumstick	-	-	-	-	-	-	Mora (Imported)	2300.00 - 2500.00	2408.33	1156.25	796.67	108.29	202.30
Luffa	200.00 - 250.00	230.00	253.00	263.00	-9.09	-12.55	Balaya	1300.00 - 1500.00	1375.00	1156.25	-	18.92	
Long Beans	80.00 - 180.00	132.50	105.83	259.00	25.20	-48.84	Balaya (Imported)	-	-	2066.67	1230.83	-	-
Ash Plantain	140.00 - 180.00	158.89	168.89	178.00	-5.92	-10.74	Anguluwa	2000.00 - 2100.00	2033.33	1233.33	1230.83	64.86	65.20
Green Chillies	200.00 - 400.00	300.00	428.00	1260.00	-29.91	-76.19	Anguluwa (Imported)	1750.00 - 1850.00	1783.33	1783.33	1410.83	0.00	26.40
Lime	80.00 - 120.00	95.45	141.82	112.00	-32.69	-14.77	Maduwa	1100.00 - 1850.00	1591.67	1233.33	1230.83	29.05	29.32
Root Crops							Maduwa (Imported)	700.00 - 850.00	764.29	-	-	-	-
Sweet Potato	100.00 - 160.00	135.71	160.00	164.00	-15.18	-17.25	Koduwa	-	-	650.00	690.00	-	-
Manioc	70.00 - 100.00	88.57	85.71	121.00	3.33	-26.80	Koduwa (Imported)	-	-	-	-	-	-
Leafy Vegetable							Salaya	650.00 - 850.00	758.33	650.00	690.00	16.67	9.90
Mukunuwenna	45.00 - 50.00	47.50	56.25	42.50	-15.56	11.76	Salaya (Imported)	-	-	-	-	-	-
Kankun	45.00 - 50.00	48.00	65.00	42.50	-26.15	12.94							
Gotukola (Rs/kg)	260.00 - 300.00	284.00	270.00	310.00	5.19	-8.39							

This Week: Week 06:06 - 12 Feb 2026
 Last Week: Week 05:30 Jan - 05 Feb 2026

Table 15: Colombo &Suburbs: Retail Prices (Rs/kg or Rs/piece)

Week 06:06 - 12 Feb 2026

COMMODITY	Range	Average Price			Change Compared to		COMMODITY	Range	Average Price			Change Compared to	
		This Week	Last Week	Last Year	Last Week (%)	Last Year (%)			This Week	Last Week	Last Year	Last Week (%)	Last Year (%)
Rice							Coconut						
Local							Large	170.00 · 200.00	187.50	185.75	228.64	1.75	-17.99
Samba 1	260.00 · 280.00	264.77	265.83	248.57	-1.06	6.52	Small	150.00 · 170.00	161.43	160.53	202.27	0.90	-20.19
Samba 2	-	-	-	-	-	-	Fruits (Rs/fruit)						
Keeri Samba	345.00 · 380.00	363.93	369.38	267.00	-5.45	36.30	Plantain						
Nadu 1	230.00 · 240.00	232.69	232.40	240.24	0.29	-3.14	Ambul (Rs/kg)	150.00 · 240.00	199.00	205.22	198.70	-6.22	0.15
Nadu 2	-	-	-	-	-	-	Kolikuttu (Rs/kg)	250.00 · 360.00	318.00	317.39	331.15	0.61	-3.97
Raw (Red)	210.00 · 220.00	215.45	216.96	240.91	-1.50	-10.57	Seeni (Rs/kg)	150.00 · 250.00	200.48	205.83	205.71	-5.36	-2.55
Raw (White)	210.00 · 230.00	221.46	223.04	248.64	-1.59	-10.93	Anamalu	43.00 · 55.00	47.61	44.75	41.73	2.86	14.10
Imported							Ambun	60.00 · 75.00	69.07	63.94	60.41	5.13	14.33
Samba	250.00 · 270.00	256.05	254.05	237.73	2.01	7.71	Papaw(Rs/kg)	450.00 · 600.00	514.44	490.53	283.08	23.92	81.73
Nadu	-	-	-	-	-	-	Passion Fruit	130.00 · 200.00	159.00	133.67	129.38	25.33	22.90
Raw (Red)	-	-	-	-	-	-	Pineapple Large	480.00 · 550.00	514.76	510.00	583.18	4.76	-11.73
Raw (White)	-	-	-	-	-	-	Pineapple Medium	400.00 · 480.00	431.67	429.44	452.27	2.22	-4.56
Dried Chillies							Pineapple Small	300.00 · 370.00	345.56	340.00	352.22	5.56	-1.89
Imported	900.00 · 1300.00	1090.91	1088.64	892.37	2.27	22.25	Mango						
Onion							Betti	-	-	-	-	-	-
Sinnan	-	-	-	-	-	-	Karthakolomban	270.00 · 470.00	353.00	256.54	366.36	96.46	-3.65
Vedalan	-	-	-	-	-	-	Vilad	-	-	-	-	-	-
Imported	320.00 · 520.00	409.62	444.00	509.50	-34.38	-19.60	Kohu	-	-	-	-	-	-
Big Onion							Other						
Imported	180.00 · 240.00	202.69	215.60	197.14	-12.91	2.81	Wood Apple	75.00 · 140.00	103.24	100.38	150.09	2.86	-31.22
Local	-	-	-	-	-	-	Orange	50.00 · 100.00	78.67	70.71	97.29	7.96	-19.14
Potato							Avocado	430.00 · 835.00	577.86	611.70	263.68	-33.84	119.15
Welimada	-	-	-	-	-	-	Slime Apple	60.00 · 120.00	89.38	70.32	62.77	19.06	42.38
N'Eliya	420.00 · 520.00	473.16	488.57	429.63	-15.41	10.13	Grapes (Imp., Rs/kg)	2500.00 · 3000.00	2700.00	2626.67	2261.90	73.33	19.37
Imported	160.00 · 240.00	198.00	209.60	207.76	-11.60	-4.70	King Coconut	160.00 · 200.00	189.55	188.89	215.26	0.66	-11.95
Pulses							Sea Fish						
Green Gram	700.00 · 1000.00	914.09	909.09	800.00	5.00	14.26	Salaya	600.00 · 800.00	684.62	672.86	436.32	11.76	56.91
Cowpea (White)	900.00 · 1200.00	1076.19	1100.00	811.72	-23.81	32.58	Hurulla	1000.00 · 1500.00	1309.23	1580.00	960.67	-270.77	36.28
Cowpea (Red)	900.00 · 1200.00	1045.24	1077.27	795.56	-32.03	31.38	Balaya	1200.00 · 2000.00	1658.33	1591.67	777.27	66.67	113.35
Red Dhal	250.00 · 320.00	284.58	289.17	308.00	-4.58	-7.60	Kelawalla	1800.00 · 2800.00	2454.55	2542.86	1994.74	-88.31	23.05
Vegetable							Thora	3600.00 · 4400.00	3862.50	3675.00	2765.00	187.50	39.69
Beans (Butter)	-	-	-	-	-	-	Paraw	1800.00 · 2600.00	2141.67	2446.15	1831.58	-304.49	16.93
Beans(Green)	340.00 · 600.00	453.04	451.67	585.31	1.38	-22.60	Mora	1800.00 · 2400.00	1966.67	2200.00	-	-233.33	-
Carrot	320.00 · 600.00	406.80	416.50	672.67	-9.70	-39.52	Shrimps	2800.00 · 3200.00	3000.00	2892.31	2178.95	107.69	37.68
Leeks	300.00 · 580.00	411.67	487.00	373.10	-75.33	10.34	Thalpath	2600.00 · 3400.00	3137.50	3186.67	2542.86	-49.17	23.38
Beetroot	280.00 · 600.00	434.58	585.45	502.81	-150.87	-13.57	Eggs						
Knolkhol	180.00 · 400.00	303.33	378.64	404.40	-75.30	-24.99	Brown	34.00 · 37.00	35.43	34.44	36.75	0.98	-3.60
Raddish	120.00 · 320.00	232.27	245.24	249.00	-12.97	-6.72	White	32.00 · 36.00	33.64	32.27	35.15	1.38	-4.29
Cabbage	200.00 · 400.00	333.18	370.87	381.38	-37.69	-12.64	Dried Fish						
Tomato	180.00 · 400.00	290.83	435.22	315.33	-144.38	-7.77	Sprats	1600.00 · 2400.00	1947.37	2118.18	1710.00	-170.81	13.88
Ladies Fingers	150.00 · 400.00	262.08	343.75	353.57	-81.67	-25.88	Sprats (Imported)	1000.00 · 1400.00	1225.00	1323.81	1092.59	-98.81	12.12
Brijjal	160.00 · 400.00	282.92	333.20	603.10	-50.28	-53.09	Kattawa	1800.00 · 2800.00	2305.00	2480.95	2014.29	-175.95	14.43
Capsicum	600.00 · 1200.00	919.57	1051.50	1341.38	-131.93	-31.45	Thora	3200.00 · 3800.00	3800.00	3716.67	-	83.33	-
Pumpkin	150.00 · 240.00	208.33	210.83	226.00	-2.50	-7.82	Mora	2800.00 · 3200.00	2935.29	2926.67	2450.00	8.63	19.81
Cucumber	70.00 · 240.00	173.33	190.00	239.35	-16.67	-27.58	Balaya	1700.00 · 2200.00	2000.00	1994.74	1640.00	5.26	21.95
Bitter Gourd	350.00 · 800.00	587.39	645.91	617.19	-58.52	-4.83	Anguluwa	2400.00 · 3000.00	2626.67	2600.00	2160.00	26.67	21.60
Snake Gourd	160.00 · 400.00	297.08	367.78	351.85	-70.69	-15.57	Maduwa	2200.00 · 2400.00	2266.67	-	1430.00	-	58.51
Drumstick	-	-	-	-	-	-	Koduwa	-	-	-	-	-	-
Luffa	250.00 · 520.00	378.70	467.62	444.07	-88.92	-14.72	Salaya	800.00 · 1100.00	1031.25	1012.50	1178.95	18.75	-12.53
Long Beans	180.00 · 400.00	302.80	294.09	429.33	8.71	-29.47	Meat						
Ash Plantain	220.00 · 400.00	310.00	316.67	281.79	-6.67	10.01	Beef (without Bones)	2700.00 · 3000.00	2866.67	2783.33	2600.00	83.33	10.26
Green Chillies	350.00 · 1000.00	652.27	787.83	1541.94	-135.55	-57.70	Chicken (Broiler)	1100.00 · 1320.00	1227.00	1228.00	1162.86	-1.00	5.52
Lime	200.00 · 500.00	331.30	338.95	300.00	-7.64	10.43	Chicken (Curry)	1150.00 · 1360.00	1225.00	1200.00	1162.73	25.00	5.36
Root Crops							Mutton	3800.00 · 4400.00	4128.57	4014.29	3600.00	114.29	14.68
Sweet Potato	180.00 · 480.00	317.62	323.64	292.26	-6.02	8.68	Pork	2700.00 · 2700.00	2700.00	2733.33	1275.00	-33.33	111.76
Manioc	150.00 · 250.00	204.17	200.43	214.48	3.73	-4.81							
Leafy Vegetable(Rs/bundle)													
Mukunuwenna	50.00 · 100.00	85.56	86.84	75.50	-1.29	13.32							
Kankun	50.00 · 100.00	85.56	86.84	75.50	-1.29	13.32							
Gotukola	160.00 · 360.00	282.35	286.84	196.11	-4.49	43.98							

This Week: Week 06:06 - 12 Feb 2026
Last Week: Week 05:30 Jan - 05 Feb 2026

Table 16: Farmgate/Producer Prices of Food Commodities in Selected Producing Areas (Rs/kg)

Week 06:06 - 12 Feb 2026

COMMODITY	Range	Average Price	COMMODITY	Range	Average Price	COMMODITY	Range	Average Price
<u>Paddy</u>			<u>Vegetable (Up Country)</u>			<u>Snake Gourd</u>		
Short Grain			Beans			Dambulla	90.00 - 110.00	101.00
A'pura	132.00 - 135.00	133.20	Dambulla	250.00 - 280.00	264.00	Hambantota	-	
P'naruwa	117.00 - 141.00	130.29	Welimada	300.00 - 330.00	315.00	Embilipitiya	120.00 - 130.00	123.75
Kalawewa	132.00 - 136.00	134.60	Badulla	-		Matara	-	
Kurunegala	112.00 - 135.00	123.33	Carrot			A'pura	120.00 - 140.00	128.00
Dehiattakandiya	135.00 - 135.00	135.00	N'Eliya	260.00 - 280.00	269.00	Luffa		
Nikaweratiya	110.00 - 135.00	124.00	Welimada	80.00 - 100.00	91.00	Dambulla	120.00 - 140.00	130.00
Ampara	130.00 - 135.00	133.00	Hanguranketha	220.00 - 250.00	236.67	Hambantota	-	
Long Grain (White)			Leeks			Embilipitiya	180.00 - 200.00	192.50
A'pura	105.00 - 110.00	107.00	N'Eliya	220.00 - 230.00	224.00	Matara	-	
P'naruwa	94.00 - 120.00	110.25	Welimada	200.00 - 230.00	219.00	A'pura	160.00 - 180.00	168.00
Kalawewa	106.00 - 112.00	108.80	Beetroot			Green Chillies		
Kurunegala	90.00 - 110.00	99.83	N'Eliya	150.00 - 160.00	155.00	Dambulla	240.00 - 270.00	256.00
Dehiattakandiya	115.00 - 116.00	115.33	Dambulla	-		Hambantota	-	
Embilipitiya	-		Kurunegala	-		Embilipitiya	230.00 - 250.00	242.50
Nikaweratiya	85.00 - 112.00	100.40	Welimada	170.00 - 200.00	183.00	Puttalam	237.00 - 256.00	241.75
Hambantota	-		Hanguranketha	-		A'pura	250.00 - 300.00	270.00
Ampara	90.00 - 120.00	107.50	Knol Khol			Pumpkin		
Long Grain (Red)			N'Eliya	140.00 - 145.00	143.00	Dambulla	67.00 - 82.00	74.60
Matara	100.00 - 112.00	106.75	Welimada	115.00 - 130.00	123.00	Hambantota	-	
Hambantota	110.00 - 110.00	110.00	Hanguranketha	100.00 - 120.00	110.00	Embilipitiya	80.00 - 100.00	92.50
Embilipitiya	108.00 - 110.00	109.25	Raddish			Matara	45.00 - 50.00	48.33
Keeri Samba			N'Eliya	20.00 - 30.00	26.00	A'pura	60.00 - 70.00	64.00
A'pura	150.00 - 155.00	152.00	Welimada	15.00 - 20.00	18.20	Moneragala	60.00 - 65.00	62.00
P'naruwa	145.00 - 156.00	151.17	Hambantota	-		Cucumber		
Kalawewa	150.00 - 157.00	153.80	Hanguranketha	30.00 - 50.00	40.00	A'pura	20.00 - 25.00	22.00
Kurunegala	155.00 - 160.00	157.67	Cabbage			Dambulla	24.00 - 28.00	26.00
Dehiattakandiya	150.00 - 155.00	152.67	N'Eliya	135.00 - 145.00	141.00	Hambantota	20.00 - 30.00	25.00
Red Onion			Welimada	65.00 - 85.00	74.00	Matara	20.00 - 25.00	23.33
Puttalam	-		Badulla	-		Long Beans		
Jaffna	-		Hanguranketha	120.00 - 150.00	136.67	Dambulla	70.00 - 110.00	89.00
Big Onion			Tomato			Hambantota	30.00 - 50.00	40.00
Dambulla	-		Welimada	100.00 - 130.00	115.00	Embilipitiya	100.00 - 120.00	107.50
Kalawewa	-		Hambantota	-		Matara	80.00 - 90.00	83.33
A'pura	-		Dambulla	95.00 - 110.00	103.00	A'pura	110.00 - 130.00	118.00
Potato			Hanguranketha	100.00 - 110.00	105.00	Ash Plantain		
N'Eliya	270.00 - 280.00	276.00	Vegetable (Low Country)			Hambantota	-	
Badulla	-		Ladies Fingers			Embilipitiya	100.00 - 120.00	107.50
Welimada	265.00 - 280.00	271.00	A'pura	110.00 - 130.00	118.00	Matara	90.00 - 100.00	96.67
Pulses			Dambulla	125.00 - 140.00	134.00	Lime		
Green Gram			Hambantota	50.00 - 60.00	55.00	Hambantota	-	
Hambantota	-		Embilipitiya	100.00 - 120.00	107.50	Embilipitiya	100.00 - 120.00	107.50
Moneragala	480.00 - 500.00	488.00	Matara	80.00 - 100.00	90.00	Moneragala	70.00 - 80.00	74.00
Embilipitiya	510.00 - 520.00	515.00	Brinjal			Fruits (Rs/kg)		
Nikaweratiya	430.00 - 450.00	438.75	A'pura	120.00 - 140.00	128.00	Banana		
A'pura	480.00 - 500.00	488.00	Dambulla	95.00 - 120.00	109.00	Ambul		
Cowpea			Hambantota	80.00 - 100.00	90.00	Moneragala	60.00 - 70.00	64.00
Hambantota	-		Embilipitiya	110.00 - 130.00	120.00	Embilipitiya	50.00 - 80.00	66.00
Nikaweratiya	480.00 - 540.00	510.00	Matara	100.00 - 120.00	110.00	Hambantota	80.00 - 100.00	90.00
Moneragala	-		Welimada	110.00 - 135.00	124.00	Kolikuttu		
Embilipitiya	650.00 - 660.00	655.00	Capsicum			Moneragala	170.00 - 180.00	174.00
Maize			Badulla	-		Embilipitiya	140.00 - 160.00	152.00
A'pura	145.00 - 150.00	147.00	Welimada	350.00 - 400.00	382.50	Hambantota	150.00 - 180.00	163.33
Kalawewa	-		Bitter Gourd			Papaw		
Gingelly			A'pura	380.00 - 400.00	388.00	Moneragala	220.00 - 250.00	232.00
A'pura	-		Dambulla	340.00 - 380.00	357.50	Embilipitiya	260.00 - 275.00	268.33
Kalawewa	-		Hambantota	-		Hambantota	180.00 - 200.00	190.00
Black Gram			Embilipitiya	360.00 - 380.00	370.00	Pineapple		
A'pura	-		Matara	300.00 - 340.00	323.33	Divulapitiya	-	
Kalawewa	-							

Annex 01 - Colombo Markets: Retail Prices of Rice and Subsidiary Food Crops (Rs/kg)

Week 06:06 - 12 Feb 2026

27

CROP	PELIYAGODA	MAHARAGAMA	KIRULAPONE	NUGEGODA	NARAHENPITA	DEMATAGODA	THOTALANGA	KADAWATHA	KIRIBATHGODA
<u>Rice</u>									
Local									
Samba 1	260.00 - 270.00	260.00 - 260.00	260.00 - 270.00	260.00 - 280.00	260.00 - 270.00	260.00 - 260.00	260.00 - 270.00	260.00 - 260.00	270.00 - 280.00
Samba 2	-	-	-	-	-	-	-	-	-
Keeri Samba	360.00 - 370.00	380.00 - 380.00	360.00 - 370.00	360.00 - 370.00	370.00 - 380.00	-	350.00 - 360.00	370.00 - 370.00	345.00 - 350.00
Nadu 1	230.00 - 240.00	230.00 - 230.00	230.00 - 240.00	230.00 - 240.00	230.00 - 240.00	240.00 - 240.00	230.00 - 240.00	230.00 - 230.00	230.00 - 240.00
Nadu 2	-	-	-	-	-	-	-	-	-
Raw (Red)	210.00 - 220.00	220.00 - 220.00	210.00 - 220.00	210.00 - 220.00	210.00 - 220.00	220.00 - 220.00	210.00 - 220.00	220.00 - 220.00	210.00 - 220.00
Raw (White)	210.00 - 220.00	220.00 - 220.00	220.00 - 230.00	220.00 - 230.00	220.00 - 230.00	230.00 - 230.00	210.00 - 225.00	220.00 - 230.00	220.00 - 230.00
Imported									
Samba	250.00 - 260.00	-	260.00 - 270.00	250.00 - 260.00	250.00 - 260.00	255.00 - 255.00	250.00 - 250.00	250.00 - 250.00	250.00 - 260.00
Nadu	-	-	-	-	-	-	-	-	-
Raw (Red)	-	-	-	-	-	-	-	-	-
Raw (White)	-	-	-	-	-	-	-	-	-
<u>Dried Chillies</u>									
Imported	900.00 - 1000.00	1100.00 - 1100.00	1000.00 - 1200.00	1000.00 - 1300.00	1200.00 - 1300.00	1100.00 - 1100.00	950.00 - 1100.00	1000.00 - 1200.00	900.00 - 1000.00
<u>Red Onion</u>									
Sinnan	-	-	-	-	-	-	-	-	-
Vedalan	-	-	-	-	-	-	-	-	-
Imported	330.00 - 400.00	400.00 - 440.00	400.00 - 460.00	360.00 - 400.00	480.00 - 520.00	400.00 - 420.00	350.00 - 400.00	320.00 - 400.00	400.00 - 520.00
<u>Big Onion</u>									
Imported	180.00 - 200.00	200.00 - 220.00	200.00 - 220.00	200.00 - 240.00	200.00 - 240.00	200.00 - 220.00	180.00 - 200.00	180.00 - 200.00	180.00 - 220.00
Local	-	-	-	-	-	-	-	-	-
<u>Potato</u>									
Welimada	-	-	-	-	-	-	-	-	-
N'Eliya	420.00 - 460.00	480.00 - 520.00	440.00 - 520.00	460.00 - 500.00	480.00 - 520.00	-	440.00 - 460.00	480.00 - 480.00	450.00 - 460.00
Imported	170.00 - 190.00	220.00 - 240.00	180.00 - 200.00	180.00 - 220.00	220.00 - 240.00	180.00 - 200.00	160.00 - 200.00	160.00 - 180.00	200.00 - 220.00
<u>Pulses</u>									
Green Gram	700.00 - 800.00	900.00 - 900.00	900.00 - 1000.00	950.00 - 1000.00	950.00 - 1000.00	960.00 - 960.00	800.00 - 1000.00	900.00 - 900.00	900.00 - 1000.00
Cowpea (White)	900.00 - 1000.00	1200.00 - 1200.00	1000.00 - 1200.00	1100.00 - 1200.00	1000.00 - 1100.00	1000.00 - 1000.00	1000.00 - 1100.00	1000.00 - 1000.00	1200.00 - 1200.00
Cowpea (Red)	900.00 - 1000.00	1100.00 - 1100.00	1000.00 - 1100.00	1100.00 - 1200.00	1000.00 - 1100.00	1000.00 - 1000.00	1000.00 - 1100.00	1000.00 - 1000.00	1100.00 - 1200.00
Red Dhal	250.00 - 270.00	280.00 - 300.00	270.00 - 290.00	270.00 - 320.00	290.00 - 320.00	270.00 - 270.00	260.00 - 280.00	280.00 - 300.00	290.00 - 320.00

Annex 02 - Colombo Markets: Retail Prices of Vegetables (Rs/kg) and Coconut (Rs/nut)

Week 06:06 - 12 Feb 2026

28

CROP	PELIYAGODA	MAHARAGAMA	KIRULAPONE	NUGEGODA	NARAHENPITA	DEMATAGODA	THOTALANGA	KADAWATHA	KIRIBATHGODA
<u>Vegetable</u>									
Beans	350.00 - 400.00	480.00 - 520.00	400.00 - 480.00	600.00 - 600.00	550.00 - 560.00	400.00 - 400.00	350.00 - 400.00	450.00 - 480.00	340.00 - 350.00
Carrot	350.00 - 360.00	560.00 - 600.00	400.00 - 400.00	580.00 - 600.00	400.00 - 450.00	320.00 - 320.00	320.00 - 400.00	320.00 - 320.00	450.00 - 480.00
Leeks	300.00 - 330.00	480.00 - 560.00	480.00 - 480.00	560.00 - 580.00	400.00 - 400.00	400.00 - 400.00	350.00 - 400.00	350.00 - 400.00	400.00 - 450.00
Beetroot	280.00 - 350.00	480.00 - 560.00	400.00 - 480.00	600.00 - 600.00	350.00 - 360.00	320.00 - 340.00	360.00 - 450.00	450.00 - 480.00	550.00 - 600.00
Knolkhol	180.00 - 240.00	400.00 - 400.00	320.00 - 400.00	400.00 - 400.00	320.00 - 320.00	320.00 - 320.00	200.00 - 250.00	350.00 - 400.00	230.00 - 240.00
Raddish	120.00 - 160.00	320.00 - 320.00	240.00 - 320.00	300.00 - 320.00	200.00 - 220.00	-	150.00 - 200.00	260.00 - 280.00	240.00 - 250.00
Cabbage	200.00 - 250.00	400.00 - 400.00	320.00 - 400.00	400.00 - 400.00	350.00 - 360.00	-	300.00 - 350.00	350.00 - 400.00	320.00 - 340.00
Tomato	220.00 - 240.00	400.00 - 400.00	320.00 - 320.00	320.00 - 400.00	280.00 - 300.00	320.00 - 340.00	180.00 - 200.00	320.00 - 340.00	260.00 - 300.00
Ladies Fingers	150.00 - 240.00	320.00 - 400.00	320.00 - 320.00	400.00 - 400.00	260.00 - 280.00	240.00 - 260.00	180.00 - 200.00	240.00 - 250.00	230.00 - 240.00
Brinjal	160.00 - 200.00	360.00 - 400.00	280.00 - 320.00	400.00 - 400.00	260.00 - 280.00	240.00 - 260.00	220.00 - 250.00	280.00 - 300.00	320.00 - 340.00
Capsicum	600.00 - 650.00	1000.00 - 1200.00	800.00 - 1000.00	1000.00 - 1000.00	900.00 - 1000.00	900.00 - 900.00	800.00 - 900.00	900.00 - 1200.00	900.00 - 1000.00
Pumpkin	150.00 - 160.00	240.00 - 240.00	240.00 - 240.00	240.00 - 240.00	200.00 - 220.00	240.00 - 240.00	150.00 - 160.00	230.00 - 240.00	220.00 - 240.00
Cucumber	70.00 - 80.00	170.00 - 200.00	170.00 - 170.00	240.00 - 240.00	160.00 - 180.00	160.00 - 180.00	140.00 - 160.00	220.00 - 230.00	220.00 - 240.00
Bitter Gourd	350.00 - 400.00	720.00 - 720.00	600.00 - 680.00	600.00 - 800.00	550.00 - 600.00	450.00 - 480.00	450.00 - 500.00	560.00 - 600.00	800.00 - 800.00
Snake Gourd	160.00 - 200.00	400.00 - 400.00	320.00 - 320.00	400.00 - 400.00	300.00 - 320.00	250.00 - 260.00	240.00 - 280.00	320.00 - 320.00	320.00 - 340.00
Drumstick	-	-	-	-	-	-	-	-	-
Luffa	250.00 - 300.00	480.00 - 520.00	520.00 - 520.00	520.00 - 520.00	450.00 - 480.00	250.00 - 300.00	280.00 - 340.00	350.00 - 400.00	340.00 - 360.00
Long Beans	180.00 - 200.00	400.00 - 400.00	280.00 - 320.00	400.00 - 400.00	300.00 - 320.00	320.00 - 320.00	200.00 - 240.00	320.00 - 340.00	240.00 - 260.00
Ash Plantain	220.00 - 250.00	400.00 - 400.00	320.00 - 320.00	400.00 - 400.00	300.00 - 320.00	320.00 - 320.00	220.00 - 260.00	300.00 - 360.00	300.00 - 340.00
Green Chillies	350.00 - 450.00	800.00 - 1000.00	600.00 - 600.00	600.00 - 800.00	800.00 - 800.00	600.00 - 600.00	500.00 - 550.00	900.00 - 900.00	700.00 - 800.00
Lime	200.00 - 200.00	320.00 - 400.00	400.00 - 500.00	400.00 - 500.00	300.00 - 350.00	400.00 - 400.00	200.00 - 280.00	350.00 - 450.00	500.00 - 500.00
<u>Root Crops</u>									
Sweet Potato	180.00 - 220.00	320.00 - 400.00	320.00 - 320.00	400.00 - 480.00	300.00 - 360.00	-	250.00 - 260.00	360.00 - 400.00	340.00 - 360.00
Manioc	160.00 - 180.00	200.00 - 220.00	240.00 - 240.00	250.00 - 250.00	200.00 - 220.00	220.00 - 230.00	150.00 - 160.00	200.00 - 220.00	200.00 - 220.00
<u>Leafy Vegetable</u>									
Mukunuwenna	50.00 - 60.00	100.00 - 100.00	80.00 - 80.00	100.00 - 100.00	80.00 - 90.00	80.00 - 90.00	80.00 - 90.00	90.00 - 100.00	80.00 - 90.00
Kankun	50.00 - 60.00	100.00 - 100.00	80.00 - 80.00	100.00 - 100.00	80.00 - 90.00	80.00 - 90.00	80.00 - 90.00	90.00 - 100.00	80.00 - 90.00
Gotukola	160.00 - 180.00	360.00 - 360.00	300.00 - 300.00	360.00 - 360.00	260.00 - 280.00	240.00 - 260.00	260.00 - 280.00	280.00 - 320.00	280.00 - 320.00
<u>Coconut</u>									
Large	170.00 - 180.00	180.00 - 200.00	180.00 - 180.00	180.00 - 200.00	180.00 - 190.00	180.00 - 190.00	185.00 - 190.00	190.00 - 190.00	180.00 - 190.00
Small	150.00 - 160.00	160.00 - 160.00	150.00 - 150.00	150.00 - 150.00	160.00 - 170.00	160.00 - 170.00	150.00 - 160.00	160.00 - 170.00	160.00 - 170.00

Annex 03 - Colombo Markets: Retail Prices of Fruits (Rs/fruit)

Week 06:06 - 12 Feb 2026

29

CROP	PELIYAGODA		MAHARAGAMA		KIRULAPONE		NUGEGODA		NARAHENPITA		DEMATAGODA		THOTALANGA		KADAWATHA		KIRIBATHGODA	
<i>Plantain</i>																		
Ambul (Rs/Kg)	180.00	220.00	200.00	240.00	230.00	240.00	200.00	220.00	180.00	220.00	200.00	200.00	150.00	150.00	200.00	220.00	150.00	180.00
Kolikuttu (Rs/Kg)	280.00	300.00	350.00	360.00	350.00	350.00	300.00	350.00	320.00	330.00	350.00	360.00	250.00	350.00	300.00	320.00	250.00	270.00
Seeni (Rs/Kg)	150.00	180.00	220.00	230.00	230.00	250.00	200.00	200.00	180.00	200.00	200.00	200.00	150.00	180.00	180.00	200.00	180.00	200.00
Anamalu	50.00	55.00	50.00	50.00	45.00	47.00	43.00	50.00	50.00	50.00	45.00	45.00	43.00	47.00	43.00	46.00	43.00	50.00
Ambun	70.00	75.00	70.00	70.00	60.00	70.00	70.00	70.00	70.00	70.00	60.00	60.00	70.00	72.00	-	-	-	-
<i>Pineapple</i>																		
Large	500.00	520.00	500.00	550.00	500.00	550.00	500.00	550.00	500.00	530.00	480.00	500.00	480.00	500.00	480.00	500.00	500.00	520.00
Medium	400.00	450.00	450.00	460.00	450.00	460.00	400.00	450.00	450.00	480.00	400.00	400.00	400.00	420.00	400.00	450.00	400.00	450.00
Small	350.00	360.00	350.00	360.00	360.00	370.00	360.00	370.00	360.00	370.00	300.00	320.00	300.00	330.00	330.00	350.00	330.00	350.00
<i>Mango</i>																		
Betti	-	-	-	-	-	-	-	-	-	-	-	-	-	-	-	-	-	-
Karthakolomban	435.00	470.00	-	-	-	-	-	-	-	-	-	-	-	-	270.00	290.00	300.00	300.00
Vilad	-	-	-	-	-	-	-	-	-	-	-	-	-	-	-	-	-	-
Kohu	-	-	-	-	-	-	-	-	-	-	-	-	-	-	-	-	-	-
<i>Other Fruits</i>																		
Wood Apple	75.00	80.00	120.00	120.00	120.00	140.00	140.00	140.00	100.00	100.00	100.00	100.00	80.00	80.00	90.00	100.00	80.00	90.00
Orange	60.00	75.00	85.00	85.00	100.00	100.00	85.00	100.00	85.00	85.00	-	-	50.00	60.00	70.00	70.00	70.00	85.00
Avocado	430.00	470.00	-	-	-	-	835.00	835.00	540.00	600.00	-	-	-	-	670.00	670.00	500.00	500.00
Slime Apple	70.00	80.00	100.00	120.00	120.00	120.00	100.00	120.00	70.00	80.00	80.00	80.00	60.00	60.00	80.00	80.00	80.00	80.00
Grapes (Rs/Kg)	2500.00	2600.00	2800.00	2800.00	2800.00	3000.00	2500.00	2800.00	2800.00	3000.00	2500.00	2500.00	2500.00	2500.00	2800.00	2800.00	2500.00	2500.00
Papaw (Rs/Kg)	460.00	550.00	530.00	540.00	550.00	600.00	500.00	520.00	480.00	550.00	500.00	600.00	450.00	500.00	500.00	500.00	450.00	480.00
Passion	140.00	150.00	-	-	170.00	170.00	200.00	200.00	150.00	160.00	130.00	130.00	-	-	160.00	160.00	130.00	130.00
King Coconut	170.00	180.00	180.00	200.00	200.00	200.00	200.00	200.00	170.00	180.00	200.00	200.00	160.00	160.00	180.00	200.00	170.00	180.00

Annex 04 - Colombo Markets: Retail Prices of Sea Fish and Dried Fish (Rs/kg)

Week 06:06 - 12 Feb 2026

30

CROP	PELIYAGODA	MAHARAGAMA	KIRULAPONE	NUGEGODA	NARAHENPITA	DEMATAGODA	THOTALANGA	KADAWATHA	KIRIBATHGODA
<u>Sea Fish</u>									
Salaya	600.00 - 700.00	800.00 - 800.00	800.00 - 800.00	800.00 - 800.00	700.00 - 700.00	700.00 - 700.00	600.00 - 600.00	600.00 - 600.00	600.00 - 600.00
Hurulla	1000.00 - 1100.00	1300.00 - 1300.00	1400.00 - 1500.00	1300.00 - 1300.00	1400.00 - 1400.00	1500.00 - 1500.00	1300.00 - 1300.00	1300.00 - 1320.00	1300.00 - 1300.00
Balaya	1200.00 - 1300.00	-	1300.00 - 1300.00	1300.00 - 1300.00	1600.00 - 1600.00	1600.00 - 1600.00	1800.00 - 2000.00	1800.00 - 2000.00	-
Kelawalla	1800.00 - 1900.00	2800.00 - 2800.00	2400.00 - 2400.00	2800.00 - 2800.00	-	-	2400.00 - 2500.00	2400.00 - 2400.00	2400.00 - 2400.00
Thora	3800.00 - 3900.00	-	4400.00 - 4400.00	4000.00 - 4000.00	3800.00 - 3800.00	3600.00 - 3600.00	3800.00 - 3800.00	3600.00 - 3600.00	-
Paraw	1800.00 - 1900.00	2400.00 - 2400.00	2400.00 - 2600.00	2400.00 - 2400.00	-	2600.00 - 2600.00	1800.00 - 1800.00	2000.00 - 2000.00	2000.00 - 2000.00
Mora	1800.00 - 1900.00	2400.00 - 2400.00	2000.00 - 2000.00	-	2000.00 - 2000.00	2000.00 - 2000.00	1800.00 - 2000.00	-	1800.00 - 1800.00
Shrimps Small	2800.00 - 3200.00	3200.00 - 3200.00	3000.00 - 3200.00	3000.00 - 3000.00	3000.00 - 3000.00	3000.00 - 3000.00	2800.00 - 3000.00	2800.00 - 3000.00	3000.00 - 3000.00
Talapath	2600.00 - 2800.00	3200.00 - 3200.00	3200.00 - 3200.00	3200.00 - 3200.00	3400.00 - 3400.00	3200.00 - 3200.00	3000.00 - 3200.00	3000.00 - 3200.00	3200.00 - 3200.00
<u>Eggs (Rs/egg)</u>									
Brown	36.00 - 37.00	36.00 - 36.00	37.00 - 37.00	37.00 - 37.00	36.00 - 36.00	34.00 - 35.00	34.00 - 35.00	35.00 - 35.00	34.00 - 35.00
White	35.00 - 36.00	35.00 - 35.00	35.00 - 35.00	35.00 - 35.00	35.00 - 35.00	32.00 - 33.00	32.00 - 33.00	32.00 - 33.00	32.00 - 33.00
<u>Dried Fish</u>									
Sprats	1600.00 - 2000.00	2000.00 - 2000.00	2200.00 - 2200.00	2200.00 - 2400.00	1800.00 - 2400.00	1600.00 - 1800.00	1800.00 - 1800.00	1800.00 - 2000.00	1800.00 - 1800.00
Kattawa	2000.00 - 2200.00	2400.00 - 2400.00	2400.00 - 2400.00	2800.00 - 2800.00	2000.00 - 2200.00	1800.00 - 2000.00	2200.00 - 2400.00	2300.00 - 2600.00	2200.00 - 2600.00
Thora	3400.00 - 3500.00	3500.00 - 3500.00	3800.00 - 3800.00	3500.00 - 3800.00	3400.00 - 3400.00	3400.00 - 3400.00	-	3200.00 - 3200.00	3800.00 - 3800.00
Mora	2800.00 - 3000.00	2900.00 - 2900.00	3000.00 - 3000.00	2800.00 - 3200.00	2800.00 - 2800.00	2800.00 - 2800.00	2800.00 - 3000.00	2800.00 - 3000.00	3000.00 - 3200.00
Balaya	1800.00 - 2200.00	1700.00 - 1700.00	2200.00 - 2200.00	2200.00 - 2200.00	1800.00 - 1800.00	2200.00 - 2200.00	2000.00 - 2000.00	1700.00 - 2000.00	1800.00 - 2000.00
Anguluwa	2400.00 - 2400.00	2800.00 - 2800.00	2400.00 - 2400.00	2800.00 - 3000.00	2400.00 - 2400.00	-	2400.00 - 2400.00	2400.00 - 2600.00	2400.00 - 2800.00
Salaya	1000.00 - 1100.00	1100.00 - 1100.00	1100.00 - 1100.00	1000.00 - 1000.00	1000.00 - 1000.00	1100.00 - 1100.00	800.00 - 800.00	1000.00 - 1100.00	800.00 - 1000.00
<u>Meat</u>									
Beef (without Bones)	-	3000.00 - 3000.00	2900.00 - 2900.00	2900.00 - 2900.00	2700.00 - 2700.00	-	2800.00 - 2800.00	2900.00 - 2900.00	-
Chicken (Broiler)	1260.00 - 1260.00	1300.00 - 1300.00	1320.00 - 1320.00	1320.00 - 1320.00	1100.00 - 1100.00	1100.00 - 1100.00	1150.00 - 1150.00	1200.00 - 1220.00	1300.00 - 1300.00
Chicken (Curry)	-	1360.00 - 1360.00	-	-	1240.00 - 1240.00	1150.00 - 1150.00	1150.00 - 1150.00	-	-
Mutton	-	4300.00 - 4300.00	4400.00 - 4400.00	4400.00 - 4400.00	3800.00 - 3800.00	4000.00 - 4000.00	4000.00 - 4000.00	4000.00 - 4000.00	-
Pork	-	2700.00 - 2700.00	-	-	-	-	-	-	2700.00 - 2700.00

Annex 05 : Food Composition of Selected Food Commodities

Commodity	Energy (kcal/100g)	Protein (g/100g)	Total fat (g/100g)	Retinol Eq (µ g/100g)	Vit B2 (mg/100g)	Vit B6 (mg/100g)	Folate (µg/100g)	Vit C (mg/100g)	Calcium (mg/100g)	Magnesium (mg/100g)	Iron (mg/100g)	Zinc (mg/100g)
Rice												
Rice - (white Kekulu - normal)	361	9.88	1.52	-	0.03	0.09	10.67	-	6.94	26.29	1.22	1.5
Rice - (white Kekulu Samba)	355	8.81	1.53	-	0.03	0.09	8.11	-	9.82	30.48	0.92	1.7
Rice - (Red Kekulu - normal)	366	8.64	2.12	-	0.05	0.1	8.39	-	4.73	31.7	0.88	1.84
Rice -Samba	369	6.86	2.45	-	0.05	0.13	12.79	-	8.71	37.26	1.18	1.49
Rice - Nadu White	366	7.76	1.48	-	0.03	0.12	9.35	-	4.57	20.1	0.64	1.61
Dried chilies	233	12.68	6.41	437	0.84	0.42	46.83	NA	107	231	5.39	1.65
Onion												
Big onions	48	1.67	0.24	0.16	0.01	0.1	32.99	7.58	14.82	16.94	0.45	0.25
Red onions	55	2.13	0.15	0.18	0.02	0.13	30.15	14.26	20.37	19.32	0.31	0.28
Potatoes	71	1.67	0.25		0.01	0.09	14.31	20.5	9.83	23.84	0.46	0.29
Pulses												
Green gram	290	21.97	0.93	19.5	0.28	0.33	135	NA	98.96	146	4.15	2.86
White cowpea	320	21.25	1.14	1.36	0.09	0.26	249	NA	84.1	213	5.04	3.57
Red cowpea	320	20.24	1.08	0.96	0.11	0.27	273	NA	81.83	194	4.95	3.4
Red Dhal	319	23.09	0.77	1.06	1.6	0.22	55	NA	41.27	66.63	7.45	3.34
Vegetables												
Beans	46	3.95	0.15	6.64	0.1	0.3	45.2	7.02	35.68	45.56	0.7	0.59
Carrot	30	0.85	0.45	1240	0.03	0.1	24.71	5.93	27.65	11.7	0.59	0.25
Leeks	30	1.74	0.49	18.56	0.02	0.19	42.63	4.65	29.28	11.77	1.49	0.43
Beetroot	31	2.12	0.15	1.52	0.01	0.09	108	4.51	20.29	34.88	0.77	0.29
Knolkhol	16	1.69	0.34		0.05	0.19	12.7	77.64	40.09	19.35	0.23	0.18
Radish	29	0.75	0.11		0.02	0.09	18.09	12.13	35.64	13.56	0.38	0.16
Cabbage	21	1.35	0.14	3.35	0.05	0.14	52.66	29.62	56.85	18.47	0.33	0.16

Tomatoes	20	0.88	0.56	165	0.03	0.09	20.16	25.58	9.69	14.93	0.31	0.12
Ladies fingers	26	2.06	0.19	12.41	0.08	0.28	70.62	24.48	92.26	55.23	0.96	0.44
Brinjal (Pandora Striped)	29	1.49	0.31	23	0.12	0.09	30.99	1.49	18.95	18	0.32	0.19
Brinjal (Chinese eggplant)	24	1.28	0.33	16.83	0.12	0.11	32.94	3.37	14.4	21.18	0.28	0.16
Capsicum	23	1.22	0.34	38.96	0.03	0.29	28.65	49.63	12.65	11.21	0.21	0.31
Pumpkin (Common)	31	0.86	0.3	30.41	0.02	0.09	17.72	8.73	18.75	9.93	0.49	0.25
Cucumber	19	0.98	0.24	0.58	0.01	0.08	19.66	4.08	22.1	18.22	0.67	0.21
Bitter gourd	19	1.47	0.23	55.08	0.05	0.06	53.1	46.89	25.19	35.81	1.75	0.26
Snake gourd (Dark green)	11	0.82	0.25	10.41	0.03	0.12	18.09	3.54	26.83	25.84	0.41	0.11
Snake gourd (Pale green)	11	0.89	0.25	5.14	0.03	0.07	16.52	2.85	27.11	21.77	0.47	0.2
Drumstick	30	2.48	0.12	3.13	0.06	0.12	60.48	92.33	22.27	28.51	0.5	0.26
Watakolu	12	0.86	0.15	59.33	0.01	0.07	25.48	6.41	14.67	14.01	4.42	0.45
Long beans	24	3.36	0.3	-	0.06	0.11	99.98	8.93	44.22	33.17	1.01	0.08
Ash Plantain	76	2.84	0.56	0.06	0.02	0.07	6.82	4.49	5.19	22.55	0.39	0.21
Green chillies	39	2.28	0.76	38.16	0.08	0.25	21.29	98.61	20.25	36.91	1.25	0.29
Limes	26	0.66	0.26	0.36	0.01	0.05	12.1	38.05	26	15.25	0.12	0.05
Kekiri	17	1.01	0.25	0.76	0.01	0.07	17.34	8.07	25.72	26.2	0.63	0.22
Ash pumpkin (Ash guord)	18	0.8	0.15		0.01	0.15	14.17	9.14	19.27	23.62	0.48	0.13
Cho-Cho	19	0.58	0.12	0.3	0.04	0.07	63.81	23.76	20.55	13.02	0.49	0.12
Thalana batu (Little prince)	21	1.28	0.39	24.33	0.12	0.09	38.63	2.4	12.38	19.62	0.31	0.22
Thalana batu (Thai eggplant)	21	1.45	0.26	18.33	0.11	0.09	31.18	2.71	17.24	37.22	0.37	0.24
Thibbatu	61	1.66	1.96	15.89	0.03	1.02	72.39	10.8	105	57.46	1.06	0.59
Kohila yams	27	0.64	0.16	1.72	0.01	0.14	4.64	1.67	52.33	33.95	0.61	1.62
Kehel muwa	19	1.36	0.63	4.27	0.02	0.12	40.51	8.16	35.09	31.43	0.38	0.39
Ambaralla	37	0.73	0.44	3.36	0.01	0.1	44.49	35.51	20.7	9.28	0.7	0.12
Mango	50	0.75	0.09	14.5	0.02	0.14	34.89	91.63	28.56	17.74	0.5	0.09
Mushroom	27	2.54	0.42	-	0.15	0.13	7.81	11.56	0.9	14.42	1.32	0.79
Dambala	21	1.84	0.2	38.74	0.08	0.4	33.69	19.82	68.24	31.38	1.2	0.44
Coconuts nuts	390	3.67	39.92	-	0.05	0.11	14.86	-				

Root Crop												
Sweet potato	108	1.27	0.33	NA	0.04	0.09	14.44	22.2	28.93	21.05	0.51	0.14
Manioc	78	0.92	0.19	NA	0.07	0.2	0.1	1.95	25.31	19.08	19.78	23.73
Nelum ala/Lotus root	79	1.94	0.93	NA	0.05	0.19	26.49	26.63	37.71	26.58	3.34	0.35
Kiriala	87	3.96	0.15	1.19	0.03	0.16	20.17	2.71	30.79	41.52	0.6	0.42
Iniala	103	3.2	0.3	33.14	0.01	0.22	22.19	13.03	40.99	28.98	1.31	0.29
Leafy Vegetables												
Mukunuwanna	28	3.15	0.55	92.25	0.09	0.27	96.14	3.24	135	45.38	1.7	1.03
Gotukola	15	0.64	0.47	226	0.07	0.23	70.11	6.74	96.31	41.42	1.25	0.66
Kankun	15	0.47	0.37	1614	0.08	0.4	33.69	19.82	49.21	18.35	1.32	0.44
Kathurumurunga	70	8.01	1.35	2097	0.33	0.22	120	121	901	96.64	4.36	0.53
Nivithi	22	2.2	0.47	959	0.06	0.11	74.05	10.26	163	61.37	1.49	0.67
Thampala	32	3.55	0.72	1474	0.21	0.22	74.27	82	258	209	3.5	1.4
Sarana	20	2.42	0.21	1149	0.03	0.13	58.54	9.89	59.57	42.93	0.13	0.75
Kohila leaves	33	4.1	0.83	300	0.02	0.17	56.76	5.56	19.5	20.32	0.25	0.3
Onion leaves	27	2.01	0.26	NA	0.04	0.18	56.8	23.38	35.21	74.95	3.15	0.77
Cabbage leaves	30	3.63	0.27	8.66	0.05	0.24	63.46	40.76	170	18.47	2.67	0.35
Salad leaves	19	1.05	0.24	NA	0.1	0.06	37.48	11.64	58.23	36.89	2.07	0.27
Cauliflower	23	2.09	0.48	0.14	0.06	0.11	46.67	50.17	22.44	18.52	0.76	0.27
Jackfruit pods	25	2.14	0.34	NA	0.03	0.04	30.7	24.77	37.32	26.08	0.3	0.17
Jackfruit seeds	77	5.66	0.44	NA	0.02	0.08	58.91	15.24	40.87	50.14	0.52	0.42
Meat												
Chicken	176	23.14	9.24	6.88	0.07	0.49	10.09	-	15.06	20.18	0.75	0.64
Beef	160	23.3	7.45	2.15	0.08	0.32	1.93	-	4.8	28.54	2.41	3.31
Mutton	138	20.37	6.23	2.7	0.13	0.28	1.73	-	7.58	19.5	1.62	5.05
Pork	161	18.83	9.5	1.9	0.09	0.28	8.15	-	6.58	8.9	0.79	0.8
Fish												
Balaya	96	21.28	1.12	21.01	0.15	0.12	7.89		6.45	26.02	0.68	0.46
Seer	136	22.28	5.18	81.9	0.07	0.16	15.45		9.85	36.73	0.41	0.74

Shark	95	21.6	0.83	1.11	0.04	0.11	8.57	8.44	32.58	0.41	0.74
Paraw	87	20.02	0.7	1.49	0.02	0.16	6.77	8.17	31.68	0.67	0.41
Thalapath	91	16.04	2.88	12.03	0.1	0.13	78.22	7.64	24.89	0.71	0.67
Kelawalla	109	21.47	2.55	15.95	0.17	0.73	77.39	13.35	33.82	0.68	0.64
Haedaella	87	19.88	0.78	12.18	0.04	0.06	11.7	36.6	53	0.54	0.65
Hurulla	88	17.08	2.18	10.02	0.14	1.66	61.66	103	35.45	1.24	1.05
Karalla / Katuwalla	97	21.8	1.06	1.25	0.02	0.1	14.38	37.06	39.05	0.24	0.42
Kumbala / Angila	101	21.51	1.53	16.34	0.1	0.1	7.13	31.27	37.46	1.46	0.67
Salaya / Sudaya	100	19.5	2.39	15.41	0.18	1.39	60.87	435	42.83	1.4	2.3
Theppli / Telapiya /Korali	83	18.48	1.08	17.14	0.18	0.18	8.29	99.39	24.96	2.84	0.88
Prawns	65	14.85	0.56	1.24	0.03	0.1	15.37	37.81	30.5	0.73	1.1
Crabs	45	10	0.55	8.33	0.14	0.18	13.83	37.81	45.93	0.73	1.1
Cuttle fish	76	16.82	0.93	1.93	0.02	0.04	6.22	8.73	35.46	0.62	1.3
Linna	112	20.3	3.37	15.78	0.23	0.68	59.78				
Coppara	97	22.89	0.56	21.51	0.04	0.12	8.08	7.2	30.08	1.2	0.58
Ray (Maduwa)	97	23.98	0.68	7.55	0.02	0.21	25.59	9.16	24.61	0.74	0.44

Dried Fish

Dried sprats	259	51.16	5.92	12.83	0.25	0.62	438	1178	162	3.06	4.2
Dried keeramin	311	49.6	12.42	12.92	0.13	2.41	144	555	166	2.58	3.19
Dried thalapath	289	54.68	8.04	9.38	0.04	0.43	97.8	62.75	110	1.96	1.45
Dried katta	275	50.04	8.31	2.48	0.03	0.35	80.4	86.55	92.17	1.47	1.16
Dried balaya	282	63.79	3.37	14.32	0.12	1.98	213	83.48	83.45	3.6	1.44
Dried shark / keelan	267	55.03	5.25	10.31	0.04	0.32	187	42.24	92.94	1.48	0.66

Eggs

Hen eggs (Country)	170	13.14	13	208	0.08	0.18	54.6	50.14	11.04	1.64	1.12
Hen eggs (Table)	135	13.55	9.03	200	0.19	0.19	49.46	63.3	12	2.39	1.73
Quail eggs	153	12.39	11.46	153	0.11	0.17	54.86	60.67	11.21	2.55	1.51

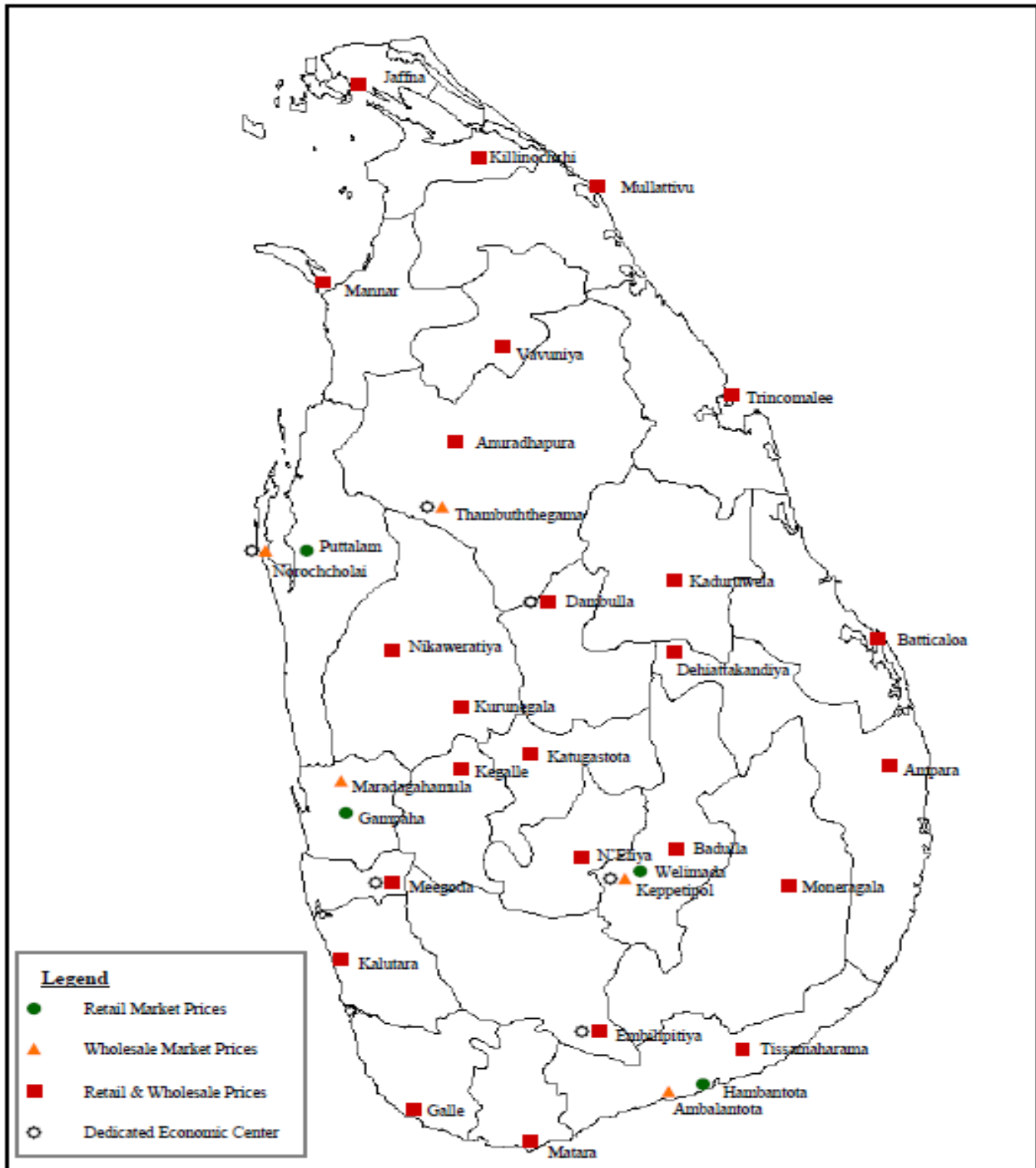
Fruits

Banana Embul	109	1.11	1.09	9.68	0.05	0.64	32.98	13.61	9.39	25.67	0.51	0.23
Anamaalu	102	1.04	0.72	16.4	0.04	0.65	21.07	3.66	8.06	27.02	0.51	0.23

Koli kuttu	107	1.38	0.34	8.8	0.03	0.47	18.12	7.71	8.56	38	0.32	0.14
Pineapple	37	0.41	0.17	5.76	0.04	0.12	17.86	39.36	10.37	10.71	0.3	0.09
Papaya	26	0.42	0.16	171	0.11	0.04	54.85	48.62	16.77	8.9	0.23	0.08
Mangoes (Karthakolomban)	79	0.8	0.92	259	0.01	0.1	35.52	17.74	3.12	6.72	0.1	0.08
Mangoes (Vilad)	44	0.76	0.58	146	0.05	0.26	67.6	29.97	16.93	14.79	0.65	0.19
Apple	62	0.29	0.64	0.36	0.02	0.08	3.43	2.9	3.12	6.72	0.1	0.08
Avacado	144	2.95	13.86	2	0.08	0.18	67.17	9.36	28.48	48.14	0.81	0.75
Wood apple	78	3.09	3.62	0.46	0.01	0.14	6.07	13.58	59.15	25.16	0.45	0.32
Orange	46	1.07	0.37	23.44	0.01	0.28	14.46	20.19	31.18	20.36	0.81	0.35
Guava	39	1.53	0.38	19.67	0.01	0.11	25.24	30.88	6.59	12.02	0.53	0.33
Grapes	49	0.95	10.69	3.22	0.04	0.1	7.07	20.51	7.27	6.86	0.28	0.07
Melon	19	0.65	0.16	130	0.02	0.11	6	8.24	4.05	9.76	0.15	0.1

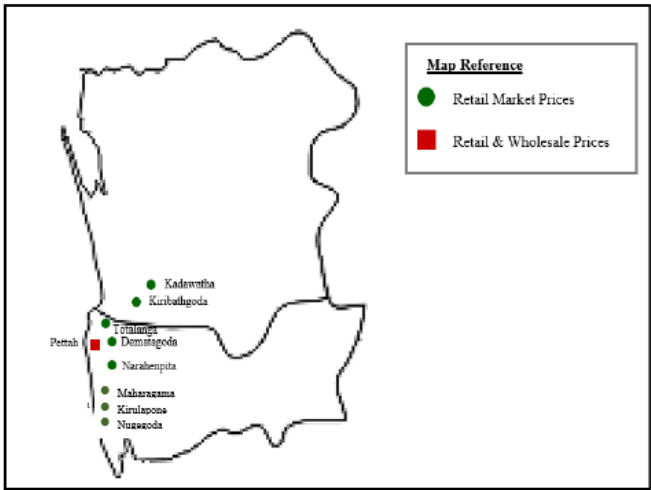
Source: Sri Lanka Food Composition Tables, Ministry of Health - 2021.

Price Collecting Areas



Legend

- Retail Market Prices
- ▲ Wholesale Market Prices
- Retail & Wholesale Prices
- Dedicated Economic Center





HARTI



Ministry of Agriculture

**Food Systems and Market Research Division & Data Management Division
Hector Kobbekaduwa Agrarian Research and Training Institute**

No. 114, Wijerama Mawatha, Colombo 07.

Phone: 011-2696981 Fax: 011-2682283

E-mail: mfpaharti@yahoo.com

Web: www.harti.gov.lk

www.mobitel.lk

**දෛනික චිළචිචි තොග මිල,
ජංගම දුරකථනයෙන්**

හෙක්ටර් කොච්චිකඩුව ගොවි කරියතු පර්යේෂණ
හා පුහුණුධර්මේ ආයතනය අනුමුතයෙන්

**මොබිටෙල්
ජංගම
මිල දර්ශනය**

ජාතික ජංගම දුරකථන ජාලයෙන්

6666
අමතන්න.

මොබිටෙල් අද මිල - අත දෙස
මොබිටෙල් ජංගම දුරකථන ජාලයෙන්
චිළචිචි තොග මිල දර්ශනය.

විකාශිතයාට රු.2/-
විකාශිතයාට රු.2/-